



- Features :
 - Universal AC input / Full range
 - 3 pole AC inlet IEC320-C14
 - Class I power (with earth pin)
 - Full output 5~48V safety approval
 - Protections: Short circuit / Overload / Over voltage
 - Fully enclosed plastic case
 - PWM 3842 control circuit and regulated
 - LED indicator for power on
 - Approvals: UL / CUL / TUV / BSMI / CB / FCC / CE
 - 1 year warranty


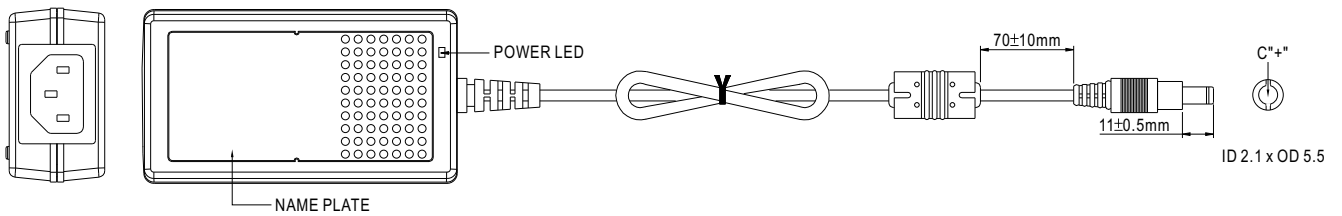
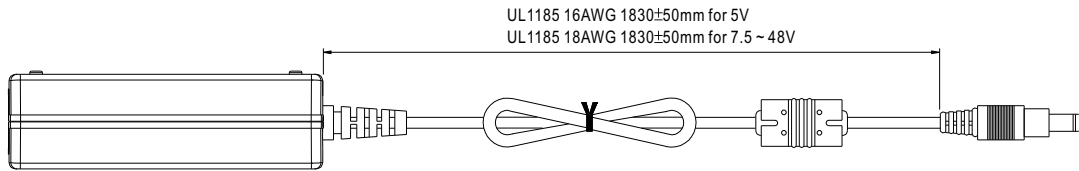


SPECIFICATION

ORDER NO.	ES25A05-P1J	ES25A07-P1J	ES25A09-P1J	ES25A12-P1J	ES25A15-P1J	ES25A18-P1J	ES25A24-P1J	ES25A28-P1J	ES25A36-P1J	ES25A48-P1J	
OUTPUT	SAFETY MODEL NO.	ES25A05-050	ES25A07-075	ES25A09-090	ES25A12-120	ES25A15-150	ES25A18-180	ES25A24-240	ES25A30-280	ES25A36-360	ES25A48-480
	DC VOLTAGE Note.2	5V	7.5V	9V	12V	15V	18V	24V	28V	36V	48V
	RATED CURRENT	4.0A	2.93A	2.77A	2.08A	1.66A	1.38A	1.04A	0.89A	0.69A	0.52A
	CURRENT RANGE	0.4 ~ 4.0A	0.3 ~ 2.93A	0.2 ~ 2.77A	0.1 ~ 2.08A	0.1 ~ 1.66A	0.1 ~ 1.38A	0.1 ~ 1.04A	0.1 ~ 0.89A	0.06 ~ 0.69A	0.05 ~ 0.52A
	RATED POWER (max.)	20W	22W	25W	25W	25W	25W	25W	25W	25W	25W
	RIPPLE & NOISE (max.) Note.3	50mVp-p	80mVp-p	80mVp-p	80mVp-p	100mVp-p	150mVp-p	180mVp-p	240mVp-p	240mVp-p	240mVp-p
	VOLTAGE TOLERANCE Note.4	±5.0%	±5.0%	±5.0%	±3.0%	±3.0%	±3.0%	±2.0%	±2.0%	±2.0%	±2.0%
	LINE REGULATION Note.5	±1.0%	±1.0%	±1.0%	±1.0%	±1.0%	±1.0%	±1.0%	±1.0%	±1.0%	±1.0%
	LOAD REGULATION Note.6	±5.0%	±5.0%	±5.0%	±3.0%	±3.0%	±3.0%	±2.0%	±2.0%	±2.0%	±2.0%
SETUP, RISE, HOLD UP TIME	600ms, 50ms, 16ms at full load										
INPUT	VOLTAGE RANGE	90 ~ 264VAC 135 ~ 370VDC									
	FREQUENCY RANGE	47 ~ 63Hz									
	EFFICIENCY (Typ.)	70%	72%	76%	76%	78%	80%	82%	82%	82%	82%
	AC CURRENT	0.7A / 100VAC									
	INRUSH CURRENT (max.)	40A / 230VAC									
LEAKAGE CURRENT(max.)	0.75mA / 240VAC										
PROTECTION	OVERLOAD	110 ~ 150% rated output power				130 ~ 180% rated output power					
		Protection type : Hiccup mode, recovers automatically after fault condition is removed									
	OVER VOLTAGE	105 ~ 135% rated output voltage									
		Protection type : Recovers automatically after fault condition is removed									
ENVIRONMENT	WORKING TEMP.	0 ~ +50°C (Refer to output load derating curve)									
	WORKING HUMIDITY	20% ~ 90% RH non-condensing									
	STORAGE TEMP., HUMIDITY	-20 ~ +85°C, 10 ~ 95% RH									
	TEMP. COEFFICIENT	±0.03% / °C (0~50°C)									
	VIBRATION	10 ~ 500Hz, 2G 10min./1cycle, period for 60min. each along X, Y, Z axes									
SAFETY & EMC (Note. 7)	SAFETY STANDARDS	UL60950-1, CSA C22.2, TUV EN60950-1, BSMI CNS14336 approved									
	WITHSTAND VOLTAGE	I/P-O/P:3KVAC , I/P-FG:1.5KVAC									
	ISOLATION RESISTANCE	I/P-O/P, I/P-FG:100M Ohms / 500VDC / 25°C / 70% RH									
	EMI CONDUCTION & RADIATION	Compliance to EN55022 class B, FCC PART 15 / CISPR22 class B, CNS13438 class B									
	HARMONIC CURRENT	Compliance to EN61000-3-2,3									
	EMS IMMUNITY	Compliance to EN61000-4-2,3,4,5,6,11, light industry level, criteria A									
OTHERS	MTBF	500Khrs min. MIL-HDBK-217F(25°C)									
	DIMENSION	93*54*36mm (L*W*H)									
	PACKING	250g ; 60pcs / 15kg / CARTON									
CONNECTOR	PLUG	Standard type P1J: 2.1φ * 5.5φ * 11mm, tuning fork type, center positive for stock ; Other type available by customer requested									
	CABLE	Standard type UL1185 6ft (with ferrite core) for stock ; Other type available by customer requested									
NOTE	1.All parameters are specified at 230VAC input, rated load, 25°C 70% RH ambient. 2.DC voltage: The output voltage set at point measure by plug terminal & 50% load. 3.Ripple & noise are measured at 20MHz by using a 12" twisted pair terminated with a 0.1uf & 47uf capacitor. 4.Tolerance: includes set up tolerance, line regulation, load regulation. 5.Line regulation is measured from low line to high line at rated load. 6.Load regulation is measured from 20% to 100% rated load 7.The power supply is considered as an independent unit, but the final equipment still need to re-confirm that the whole system complies with the EMC directives.										

■ Mechanical Specification

Unit:mm

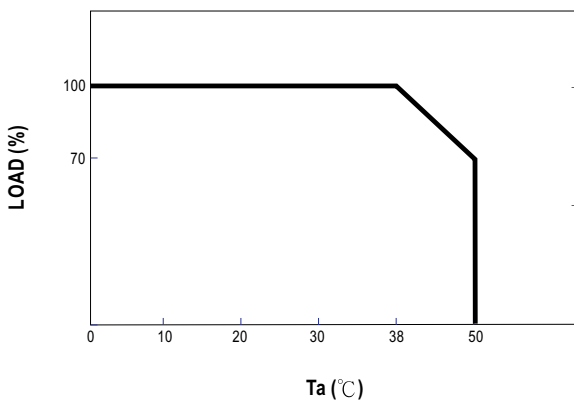


■ Plug Assignment

Standard plug: P1J (option)

P1J	
P/N	OUTPUT
CENTER	+

■ Derating Curve



■ Static Characteristics

