

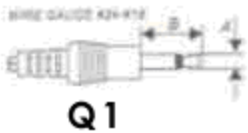
P1



P2



P5



Q1

TYPE	A±0.1	B±0.1	C±0.5
A	3.5	1.3	9.5
B	3.5	1.3	11.5
C	5.0	2.1	9.5
D	5.0	2.1	11.5
E	5.0	2.1	13.5
F	5.0	2.5	9.5
G	5.0	2.5	11.5
H	5.0	2.5	13.5
I	5.5	2.1	9.5
J	5.5	2.1	11.5
K	5.5	2.1	13.5
L	5.5	2.5	9.5
M	5.5	2.5	11.5
N	5.5	2.5	13.5

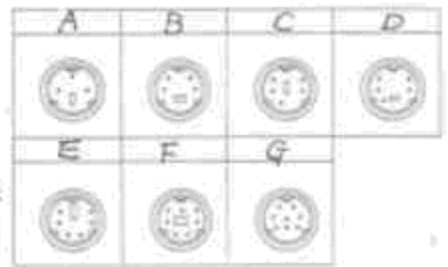
TYPE	A	B±0.1
A	2.5	11.5
B	2.5	14.5
C	2.5	15.5
D	3.5	11.5
E	3.5	14.5
F	3.5	15.5



WITHOUT LOCK MINI PIN DIN PLUG



R3



R5



R7

ASSEMBLY LOCKED TYPE



MOLEX 3.96mm



S1



MOLEX 2.54mm



S2



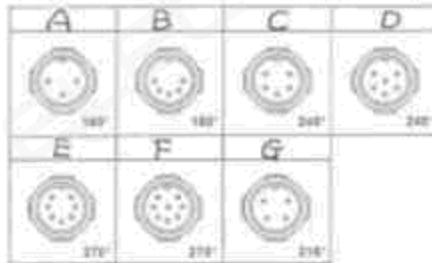
S3



M OUTPUT CABLE PLUG(PIN)




R1




FEMALE OUTPUT CABLE PLUG(SOCKETS)



R2



U4



S5



A



B