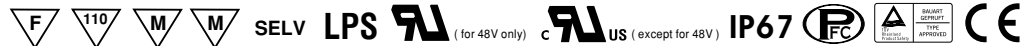


■ Features :

- Universal AC input / Full range
- High efficiency 90%
- Protections: Short circuit / Overload / Over voltage / Over temperature
- Built-in active PFC function
- IP67 design for indoor or outdoor installations
- UL1310 Class 2 power unit
- Cooling by free air convection
- 100% full load burn-in test
- High reliability
- Suitable for LED lighting and moving sign applications
- Compliance to worldwide safety regulations for lighting
- Damp / wet location outdoor application
- 3 years warranty (Note.7)




SPECIFICATION

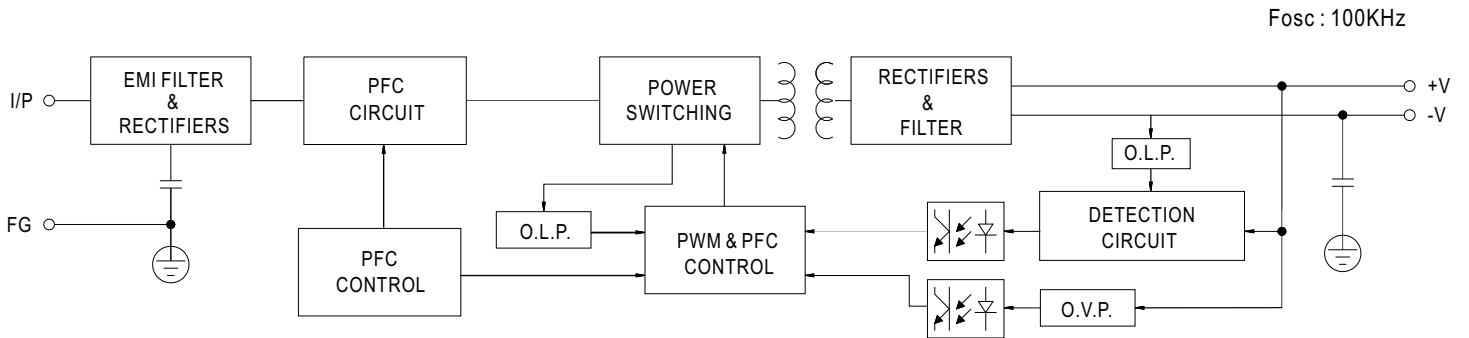
MODEL	CLG-100-12	CLG-100-15	CLG-100-20	CLG-100-24	CLG-100-27	CLG-100-36	CLG-100-48		
OUTPUT	DC VOLTAGE	12V	15V	20V	24V	27V	36V	48V	
	CONSTANT CURRENT REGION Note.8	9 ~ 12V	11.25 ~ 15V	15 ~ 20V	18 ~ 24V	22.5 ~ 27V	27 ~ 36V	36 ~ 48V	
	RATED CURRENT Note.6	5A	5A	4.8A	4A	3.55A	2.65A	2A	
	RATED POWER Note.6	60W	75W	96W	96W	95.85W	95.4W	96W	
	RIPPLE & NOISE (max.) Note.2	150mVp-p	150mVp-p	150mVp-p	150mVp-p	150mVp-p	150mVp-p	200mVp-p	
	VOLTAGE ADJ. RANGE	Fixed. Can be modified between 0% ~ -15% rated output voltage							
	CURRENT ADJ. RANGE	Fixed. Can be modified between 3% ~ -25% rated output current							
	VOLTAGE TOLERANCE Note.3	±3.0%	±3.0%	±3.0%	±3.0%	±3.0%	±2.0%	±2.0%	
	LINE REGULATION	±1.0%							
	LOAD REGULATION	±2.0%							
INPUT	SETUP, RISE TIME	1200ms, 80ms / 230VAC		1200ms, 80ms / 115VAC at full load					
	HOLD UP TIME (Typ.)	60ms / 230VAC		30ms / 115VAC at full load					
	VOLTAGE RANGE Note.5	90 ~ 264VAC		127 ~ 370VDC					
	FREQUENCY RANGE	47 ~ 63Hz							
	POWER FACTOR	PF>0.95/230VAC		PF>0.95/115VAC at full load		PF ≥ 0.9 at 75 ~ 100% load			
	EFFICIENCY (Typ.)	84.5%	86.5%	90%	90%	90%	90%	89%	
	AC CURRENT	12V:0.8A/115VAC		0.4A/230VAC		15V:0.9A/115VAC		0.45A/230VAC	20V ~ 48V:1.1A/115VAC
PROTECTION	INRUSH CURRENT(max.)	COLD START 40A/230VAC							
	LEAKAGE CURRENT	<0.75mA / 240VAC							
	OVER CURRENT (Typ.) Note.4	95 ~ 102%							
	SHORT CIRCUIT Note.4	Hiccup mode, recovers automatically after fault condition is removed							
	OVER VOLTAGE	13 ~ 16V	16.5 ~ 20V	22 ~ 27V	27 ~ 34V	29 ~ 36V	39 ~ 48V	52 ~ 64V	
ENVIRONMENT	OVER TEMPERATURE	90°C ±10°C (RTH2)							
	WORKING TEMP.	-30 ~ +70°C (Refer to output load derating curve)							
	WORKING HUMIDITY	20 ~ 95% RH non-condensing							
	STORAGE TEMP., HUMIDITY	-40 ~ +80°C, 10 ~ 95% RH							
	TEMP. COEFFICIENT	±0.03%/°C (0 ~ 50°C)							
SAFETY & EMC	VIBRATION	10 ~ 500Hz, 5G 12min./1cycle, period for 72min. each along X, Y, Z axes							
	SAFETY STANDARDS Note.9	UL1310 Class 2, EN61347-1, EN61347-2-13 independent, UL60950-1, TUV EN60950-1, UL879 (listed in UL Sign Components Manual (SAM))							
	WITHSTAND VOLTAGE	I/P-O/P:3.75KVAC		I/P-FG:1.88KVAC		O/P-FG:0.5KVAC			
	ISOLATION RESISTANCE	I/P-O/P:100M Ohms / 500VDC / 25°C / 70% RH							
	EMI CONDUCTION & RADIATION	Compliance to EN55015, EN55022 (CISPR22) Class B							
	HARMONIC CURRENT	Compliance to EN61000-3-2 Class C (≥ 75% load) ; EN61000-3-3							
OTHERS	EMS IMMUNITY	Compliance to EN61000-4-2,3,4,5,6,8,11; ENV50204, EN61547, EN55024, light industry level (surge 4KV), criteria A							
	MTBF	301Khrs min. MIL-HDBK-217F (25°C)							
	DIMENSION	222.2*68*38.8mm (L*W*H)							
	PACKING	1.0Kg; 12pcs/13Kg/0.49CUFT							
NOTE	<ol style="list-style-type: none"> 1. All parameters NOT specially mentioned are measured at 230VAC input, rated load and 25°C of ambient temperature. 2. Ripple & noise are measured at 20MHz of bandwidth by using a 12" twisted pair-wire terminated with a 0.1uf & 47uf parallel capacitor. 3. Tolerance : includes set up tolerance, line regulation and load regulation. 4. Please refer to OLP characteristics. 5. Derating may be needed under low input voltages. Please check the derating curve for more details. 6. This is the maximum possible output current and power, over load protection may be activated slightly below this level to comply with the requirement of UL1310 class 2. 7. 3 years warranty is guaranteed for operating ambient temperature no higher than 68°C. 8. Constant current operation region is within 75% ~100% rated output voltage. This is the suitable operation region for LED related applications, but please reconfirm special electrical requirements for some specific system design. 9. Safety and EMC design refer to EN60598-1, subject 8750(UL), CNS15233, GB7000.1, FCC part18. 								

Mechanical Specification

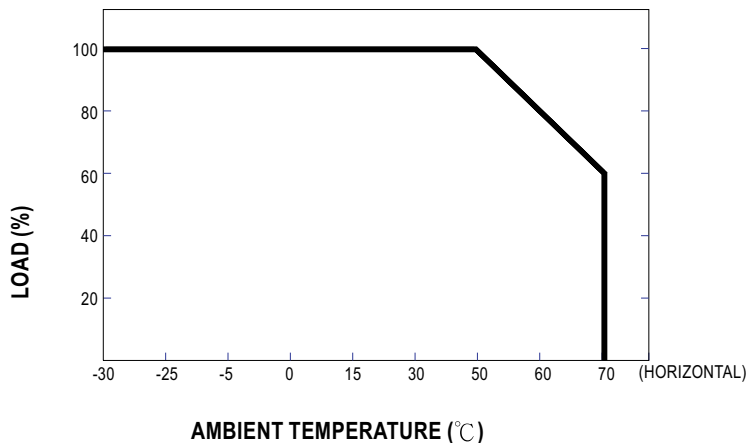
Case No. 954A Unit:mm



Block Diagram



Derating Curve



Static Characteristics

