


B_LS-1W/ B_LD-1W Series



**FIXED INPUT ISOLATED & UNREGULATED
1W OUTPUT SINGLE OUTPUT
MINIATURE SIP(DIP) PACKAGE**

RoHS **US**
multi-country patent protection

FEATURES

- Efficiency to 81%
- Small Footprint
- SIP or DIP Package
- Single Output Voltage
- 1KVDC Isolation
- Fixed Input Voltage
- Unregulated Output Voltage
- Temperature Range: -40°C~+85°C
- Industry Standard Pinout
- UL94-V0 Package
- No Heat sink Required
- No External Component Required
- PCB Mounting
- RoHS Compliance

APPLICATIONS

The B_LS(D)-1W Series is specially designed for applications where a single power supply is isolated from the input power supply in a distributed power supply system on a circuit board.

These products apply to:

- 1) Where the voltage of the input power supply is fixed (voltage variation $\leq \pm 10\%$);
- 2) Where isolation is necessary between input and output (isolation voltage = 1000VDC);
- 3) Where the regulation of the output voltage and the output ripple noise are not demanding.

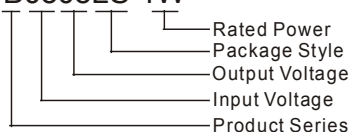
Such as: purely digital circuits, ordinary low frequency analog circuits.

These products don't apply to:

- 1) Where the input supply voltage is varied (variation $\geq \pm 10\%$), otherwise our company's WRB series is recommended;
- 2) Where the isolation voltage between input and output is required to be $> 1000\text{VDC}$, otherwise our company's F_S(D)-1W Series of products are recommended;
- 3) The output load's actual power consumption is less than 0.25W, otherwise our company's B_LS(D)-0.25W Series are recommended.

MODEL SELECTION

B0505LS-1W



Part Number	Input		Output		Efficiency (% , Typ)	Package Style	
	Voltage (VDC)		Voltage (VDC)	Current (mA)			
	Nomina	Range		Max			Min
B0303LS/D-1W	3.3	3.0~3.6	3.3	300	30	72	SIP/DIP
B0305LS/D-1W	3.3	3.0~3.6	5	200	20	73	SIP/DIP
B0503LS/D-1W	5	4.5~5.5	3.3	300	30	74	SIP/DIP
B0505LS/D-1W	5	4.5~5.5	5	200	20	72	SIP/DIP
B0509LS/D-1W	5	4.5~5.5	9	111	12	74	SIP/DIP
B0512LS/D-1W	5	4.5~5.5	12	83	9	77	SIP/DIP
B0515LS/D-W75	5	4.5~5.5	15	50	5	68	SIP/DIP
B0515LS/D-1W	5	4.5~5.5	15	67	7	79	SIP/DIP
B1203LS/D-1W	12	10.8~13.2	3.3	300	30	75	SIP/DIP
B1205LS/D-1W	12	10.8~13.2	5	200	20	73	SIP/DIP
B1209LS/D-1W	12	10.8~13.2	9	111	12	75	SIP/DIP
B1212LS/D-1W	12	10.8~13.2	12	83	9	79	SIP/DIP
B1215LS/D-1W	12	10.8~13.2	15	67	7	80	SIP/DIP
B2403LS/D-1W	24	21.6~26.4	3.3	300	30	76	SIP/DIP
B2405LS/D-1W	24	21.6~26.4	5	200	20	74	SIP/DIP
B2409LS/D-1W	24	21.6~26.4	9	111	12	76	SIP/DIP
B2412LS/D-1W	24	21.6~26.4	12	83	9	80	SIP/DIP
B2415LS/D-1W	24	21.6~26.4	15	67	7	81	SIP/DIP

COMMON SPECIFICATIONS	
Short circuit protection	1 second
Temperature rise at full load	25°C MAX, 15°C TYP
Cooling	Free air convection
Operating temperature range	-40°C~+85°C
Storage temperature range	-55°C ~+125°C
Lead temperature	300°C (1.5mm from case for 10 seconds)
Storage humidity range	$\leq 95\%$
Case material	Plastic (UL94-V0)
MTBF	>3,500,000 hours

ISOLATION SPECIFICATIONS					
Item	Test conditions	Min	Typ	Max	Units
Isolation voltage	Tested for 1 minute	1000			VDC
Isolation resistance	Test at 500VDC	1000			MΩ

OUTPUT SPECIFICATIONS					
Item	Test conditions	MIN	TYP	MAX	Units
Output power		0.1		1	W
Line regulation	For Vin change of 1%			1.2	%
Load regulation	10% to 100% full load		10	15	%
Output voltage accuracy	See tolerance envelope graph				
Temperature drift	100% full load			0.03	%/°C
Output ripple	20MHz Bandwidth		50	75	mVp-p
Switching frequency	Full load, nominal input		100		KHz

Note:

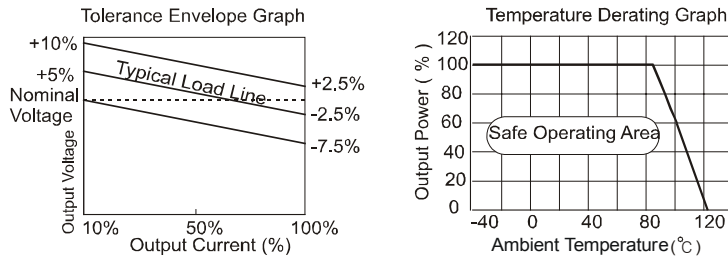
1. All specifications measured at TA=25°C, humidity<75%, nominal input voltage and rated output load unless otherwise specified.
2. See below recommended circuits for more details.



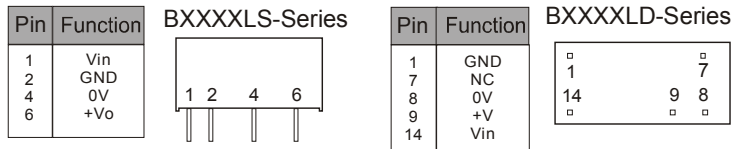
MORNSUN Science & Technology Ltd.

Address: 8th floor 8th building, Hangzhou Industrial District, Guangzhou, China
Tel: 86-20-38601850
Fax: 86-20-38601272
<http://www.mornsun-power.com>

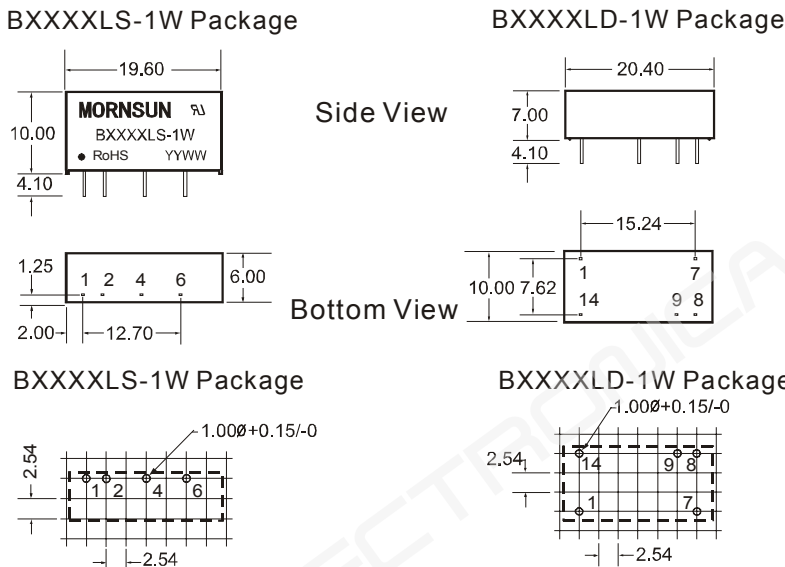
TYPICAL CHARACTERISTICS



PIN CONNECTIONS



OUTLINE DIMENSIONS & RECOMMENDED FOOTPRINT DETAILS



Note: All Pins on a 2.54mm pitch; all pin diameters are 0.50mm; all dimensions in mm.

APPLICATION NOTE

Filtering

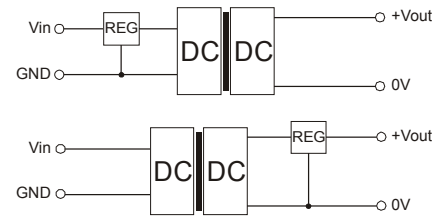
In some circuits which are sensitive to noise and ripple, a filtering capacitor may be added to the DC/DC output end and input end to reduce the noise and ripple. However, the capacitance of the output filter capacitor must be proper. If the capacitance is too big, a startup problem might arise. For every channel of output, provided the safe and reliable operation is ensured, the greatest capacitance of its filter capacitor sees the external capacitor table. To get an extremely low ripple, an "LC" filtering network may be connected to the input and output ends of the DC/DC converter, which may produce a more significant filtering effect. It should also be noted that the inductance and the frequency of the "LC" filtering network should be staggered with the dc/dc frequency to avoid mutual interference (see figure 1).

Requirement on output load

To ensure this module can operate efficiently and reliably, a minimum load is specified for this kind of DC/DC converter in addition to a maximum load (namely full load). During operation, make sure the specified range of input voltage is not exceeded, the minimum output load is **not less than 10%** of the full load, and that this product should never be operated under no load! If the actual output power is very small, please connect a resistor with proper resistance at the output end in parallel to increase the load, or use our company's products with a lower rated output power (B_LS(D) -0.25W series).



<Figure 1>



<Figure 2>

Overload Protection

Under normal operating conditions, the output circuit of these products has no protection against over-current and short-circuits. The simplest method is to connect a self-recovery fuse in series at the input end or add a circuit breaker to the circuit.

Output Voltage Regulation and Over-voltage Protection Circuit

The simplest device for output voltage regulation, over-voltage and over-current protection is a linear voltage regulator with overheat protection that is connected to the input or output end in series (see Figure 2).

External Capacitor Table

V _{in}	External capacitor	V _{out}	External capacitor
5VDC	4.7uF	5VDC	10uF
12VDC	2.2uF	9VDC	4.7uF
24VDC	1uF	12VDC	2.2uF
--	--	15VDC	1uF



MORNSUN Science & Technology Ltd.

Address: 8th floor 8th building, Huangzhou Industrial District, Guangzhou, China

Tel: 86-20-38601850

Fax: 86-20-38601272

Http: //www.mornsun-power.com