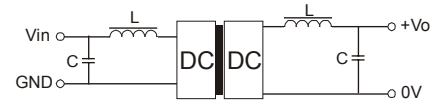
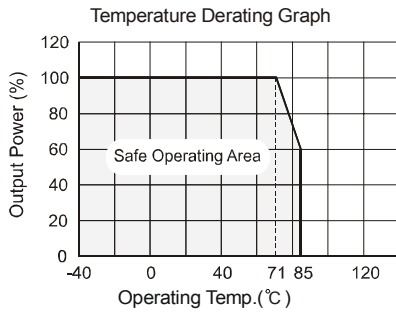




## TYPICAL CHARECTERISTICS

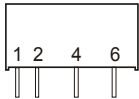


<Figure 1>

## FOOTPRINT DETAILS

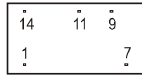
Pin	Function
1	Vin
2	GND
4	0V
6	+Vo

IFXXXX- Series



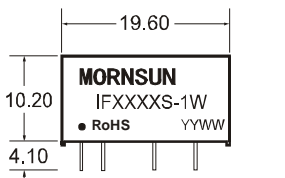
Pin	Function
1	GND
7	NC
9	+Vo
11	0V
14	Vin

IFXXXXD-Series

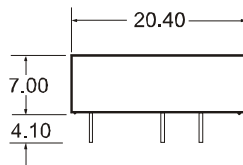


## OUTLINE DIMENSIONS & RECOMMENDED FOOTPRINT

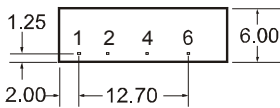
IFXXXXS-1W Package



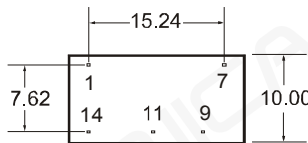
IFXXXXD-1W Package



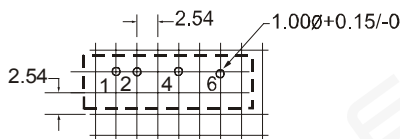
Side View



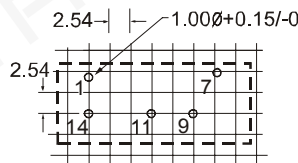
Bottom View



IFXXXXS-1W Footprint



IFXXXXD-1W Footprint



Note: All Pins on a 2.54mm nitch; All Pin diameters are 0.50mm; all dimensions in mm

## APPLICATION NOTE

### Filtering

In some circuits which are sensitive to noise and ripple, a filtering capacitor may be added to the DC/DC output end and input end to reduce the noise and ripple. However, the capacitance of the output filter capacitor must proper. If the capacitance is too big, a startup problem might arise. For every channel of output, providing the safe and reliable operation is ensured, the greatest capacitance of its filter capacitor refer to the **External Capacitor Table**. To get an extremely low ripple, an "LC" filtering network may be connected to the input and output ends of the DC/DC converter, which may produce a more significant filtering effect. It should also be noted that the inductance and the frequency of the "LC" filtering network should be staggered with the DC/DC frequency to avoid mutual interference (see figure 1).

### Requirement On Output Load

To ensure this module can operate efficiently and reliably, a minimum load is specified for this kind of DC/DC converter in addition to a maximum load (namely full load). During operation, make sure the specified range of input voltage is not exceeded, the minimum output load is **not less than 10%** of the full load, and that this product should never be operated under no load! If the actual output power is very small, please connect a resistor with proper resistance at the output end in parallel to increase the load, or use our company's products with a lower rated output power (IF\_S(D)-0.25W Series).

### Overload Protection

Under normal operating conditions, the output circuit of these products has no protection against over-current and short-circuits. The simplest method is to connect a self-recovery fuse in series at the input end or add a circuit breaker to the circuit.

**When the environment temperature is higher than 70°C, the product output power should be less than 60% of the rated power.**

### External Capacitor Table

V <sub>in</sub>	External capacitor	V <sub>out</sub>	External capacitor
5VDC	4.7uF	5VDC	10uF



**MORNSUN Science & Technology Ltd.**

Address: 8th floor 8th building, Huangzhou Industrial District, Guangzhou, China  
Tel: 86-20-38601850  
Fax: 86-20-38601272  
Http: //www.mornsun-power.com