







Type	Profile				Description	Manual App Control	
	Fixture ID	Model / Name	Icon	Fixture mode			
0-10V	15013**	CAS NEMA (0-10 Lin)		PWM/1ch/Dim{OHI,H WTemp}	0-10V output. Linear dimming curve.	Dimmer: 0-10V	
	15012	CAS NEMA (0-10 Log)		PWM/1ch/Dim{OHI,H WTemp}	0-10V output. Logarithmic dimming curve.	Dimmer: 0-10V	

** Default profile

Additional Information

Summary of some terms and abbreviations that have been used throughout the document.

Abbreviation:	Description:
Lin	Linear dimming curve.
Log	Logarithmic dimming curve.



Revision history

Date:	Version:	Description:
25/09/2023	1.0	Initial release.

