

DMG10600T070_01WTR

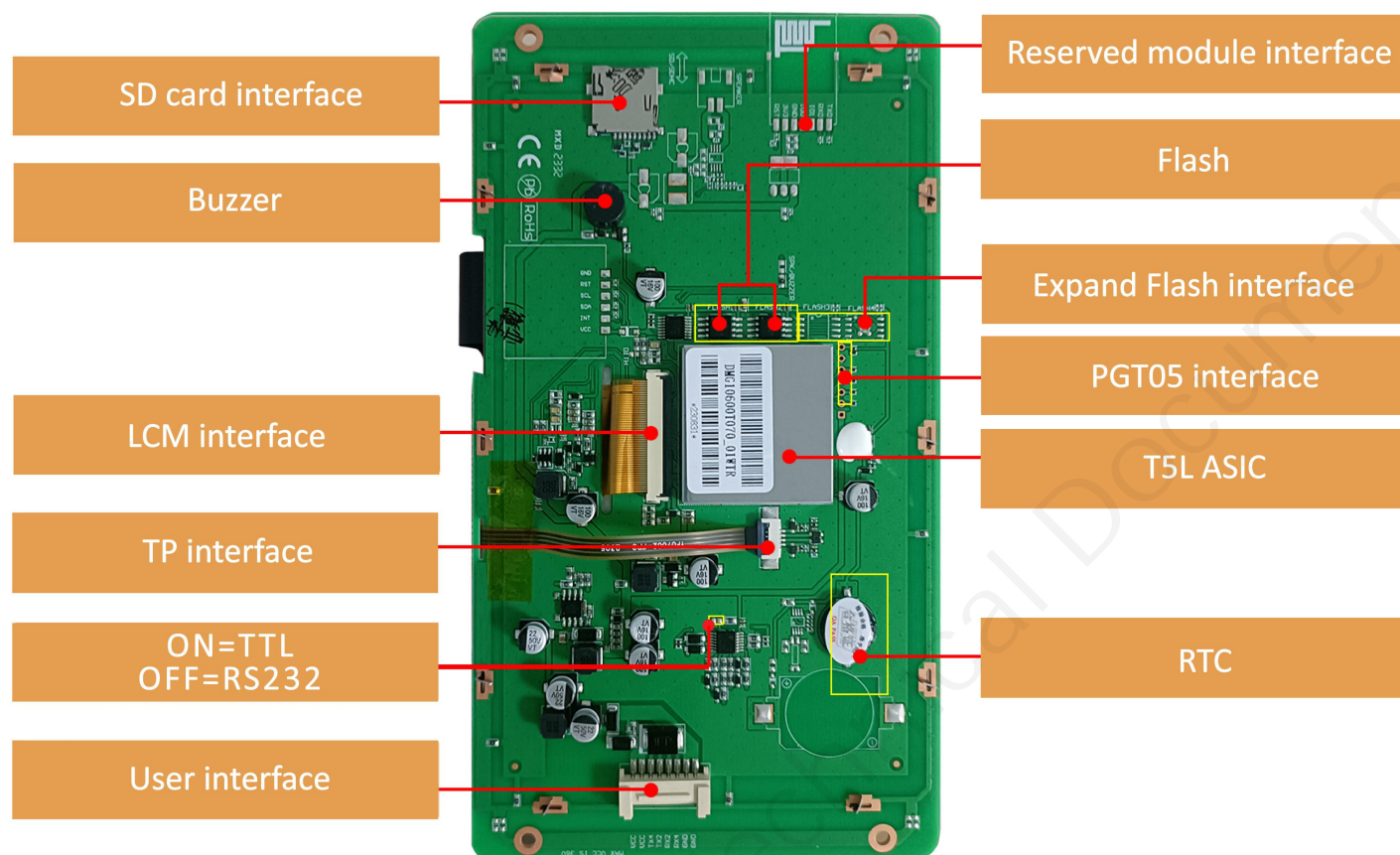
Features:

- Based on T5L2, running DGUS II system, industrial grade.
- 7.0-inch, 1024*600 pixels resolution, 16.7M colors, IPS-TFT-LCD, wide viewing angle.
- Resistive touch screen.
- With conformal coating.



1. Hardware and interface

1.1 Hardware interface



Hardware interface

1.2 Hardware and interface description

No.	Name	Description
1	T5L2 ASIC	Developed by DWIN. Mass production in 2019, 1MBytes Nor Flash on the chip, 512KBytes used to store the user database. Rewrite cycle: over 100,000 times
2	LCM interface	FPC50_0.5mm, RGB interface
3	RTP interface	4Pin_1.0mm interface
4	User interface	8Pin_2.0mm socket for power supply and serial communication. Download rate(typical value): 12KByte/s
5	Flash	32MBytes NOR Flash (2*16MBytes), for fonts, pictures and audio files. Rewrite cycle: over 100,000 times
6	Expand Flash	Expandable to 64Mbytes NOR Flash or 48Mbytes NOR Flash+512Mbytes NAND Flash
7	Buzzer	3V passive buzzer. Power: <1W
8	RTC	Super-capacitor for power supply. Accuracy: $\pm 20\text{ppm}$ @25°C. It can work normally for 7 days after power failure
9	SD card interface	FAT32. Download files by SD interface can be displayed in statistics. Download rate: 4Mb/s
10	Reserved module interface	Wi-Fi module: connect to the cloud platform to update remotely USB module: download files by USB flash disk
11	PGT05 interface	When product crashes by accident, you can use PGT05 to update DGUS kernel and make the product return to normal

2. Specification parameters

2.1 Display parameters

LCD Type	IPS, TFT LCD
Viewing Angle	Wide viewing angle, 85°/85°/85°/85° (L/R/U/D)
Resolution	1024×600 pixels (0°/90°/180°/270°)
Color	24-bit 8R8G8B
Active Area (A.A.)	154.2mm (W)×85.9mm (H)
View Area (V.A.)	153.7mm (W)×86.2mm (H)
Backlight Mode	LED
Backlight Service Life	>30000 hours (Time of the brightness decaying to 50% on the condition of continuous working with the maximum brightness)
Brightness	200nit
Brightness Control	0~100 grade (When the brightness is adjusted to 1%~30% of the maximum brightness, flickering may occur and is not recommended to use in this range)
Note: You can use dynamic screen saver wallpapers to avoid afterimages caused by fixed page display for a long time.	

2.2 Touch parameters

Type	RTP (Resistive touch panel)
Structure	ITO film + ITO glass
Touch Mode	Single touch and support continuous sliding touch
Surface Hardness	3H
Light Transmittance	Over 80%
Life	Over 1,000,000 times touch

2.3 Serial interface parameters

Mode	UART2: ON=TTL/CMOS; OFF=RS232(Default RS232) UART4: ON=TTL/CMOS; OFF=RS232 (Only available after OS configuration)				
Voltage Level	Test Condition	Min	Typ	Max	Unit
	Output 1, I _{out} = 1mA	4.78	5.0	-	V
	Output 0, I _{out} = -1mA	-	-	0.4	V
	Input 1, I _{in} = 1mA	2.5	5.0	-	V
	Input 0, I _{in} = -1mA	-	-	1.0	V
Baud Rate	3150~3225600bps, typical value of 115200bps				
Data Format	UART2: N81 UART4: N81/E81/O81/N82 , 4 modes (OS configuration)				
Interface Cable	8Pin_2.0mm				

2.4 Electrical specifications

Rated Power	<5W	
Operating Voltage	6~36V, typical value of 12V	
Operating Current	254mA	VCC=12V, max backlight
	105mA	VCC=12V, backlight off
Recommended power supply: 12V 1A DC		

2.5 Operating environment

Operating Temperature	-20℃~70℃ (12V @ 60% RH)
Storage Temperature	-30℃~80℃
Conformal Coating	Yes
Operating Humidity	10%~90%RH, typical value of 60% RH

3. Reliability test

3.1 Electrostatic discharge test

Test temperature: 25°C. Test humidity: 50%RH.

Test process: the product was placed on the test bench to perform contact and air discharge in turn of the serial screen iron frame and display area as shown in Fig.3.1 below. During the experimental process, it was observed whether the screen is dead, black, white, splash, or reboot. According to the experiment results, the performance is in line with the criteria GB/T 17626.2 B level and above.



3.1 Electrostatic discharge test

Discharge Type	Discharge Value	Result
Contact discharge	±6KV	Normal operation
Air discharge	±8KV	Normal operation

3.2 EFT test

Test temperature: 25°C. Test humidity: 50%RH.

Test process: the product was placed on the test bench to perform contact and the smart screen is energized by the power supply coupled with a EFT generator as shown in Fig. 3.2 below. During the experimental process, it was observed whether abnormal reset, display or touch phenomena occurs. According to the experiment results, the performance is in line with the criteria GB/T 17626.2 B level and above.



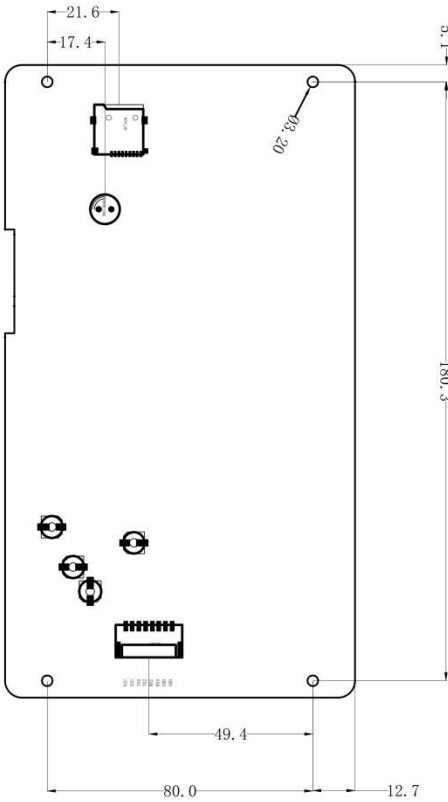
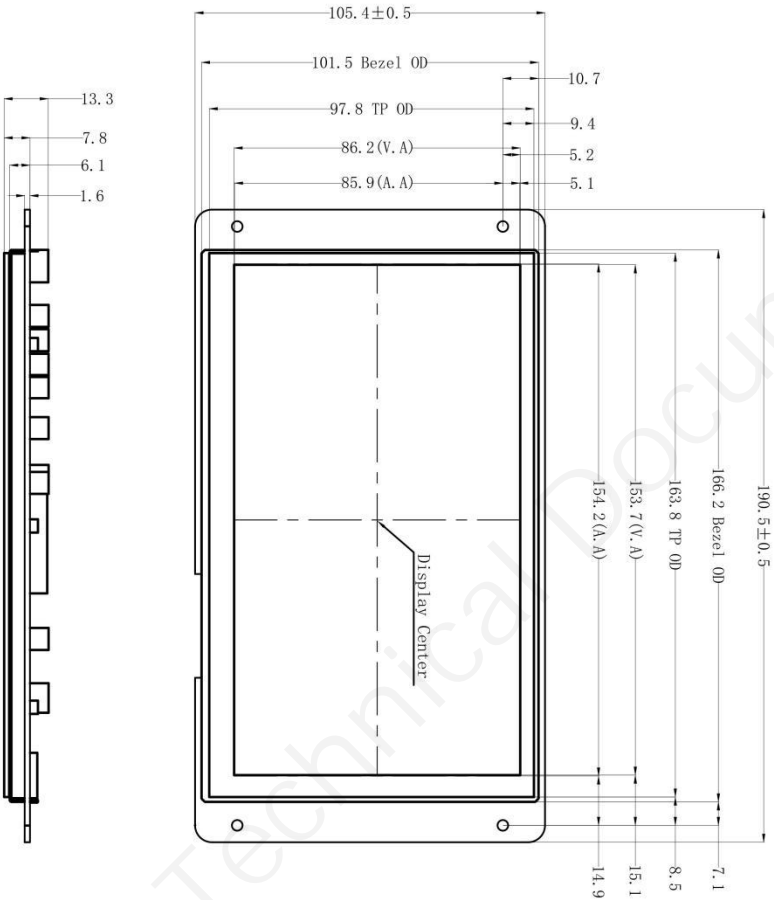
3.2 EFT test

Test Item	Test Standard	Result
Power supply	$\pm 2\text{KV}; 100\text{KHz}$	Normal operation

4. Packaging & dimensions

Form Factor	190.5mm (W)×105.4mm (H)×13.3mm (T)			
Installation Dimensions	Positioning hole: 166.2(+0.3mm)×101.5(+0.3mm)			
Net Weight	250g			
Packaging Standards				
Model	Dimensions	Layer	Quantity/Layer	Quantity(Pcs)
Carton1:	220mm(L)×160mm(W)×47mm (H)	-	-	-
Carton2:	250mm(L)×200mm(W)×80mm (H)	1	2	2
Carton3:	320mm(L)×270mm(W)×80mm (H)	1	4	4
Carton4:	450mm(L)×350mm(W)×300mm(H)	2	10	20
Carton5:	600mm(L)×450mm(W)×300mm(H)	2	17	34

Disclaimer: The product design is subject to alternation and improvement without prior notice.



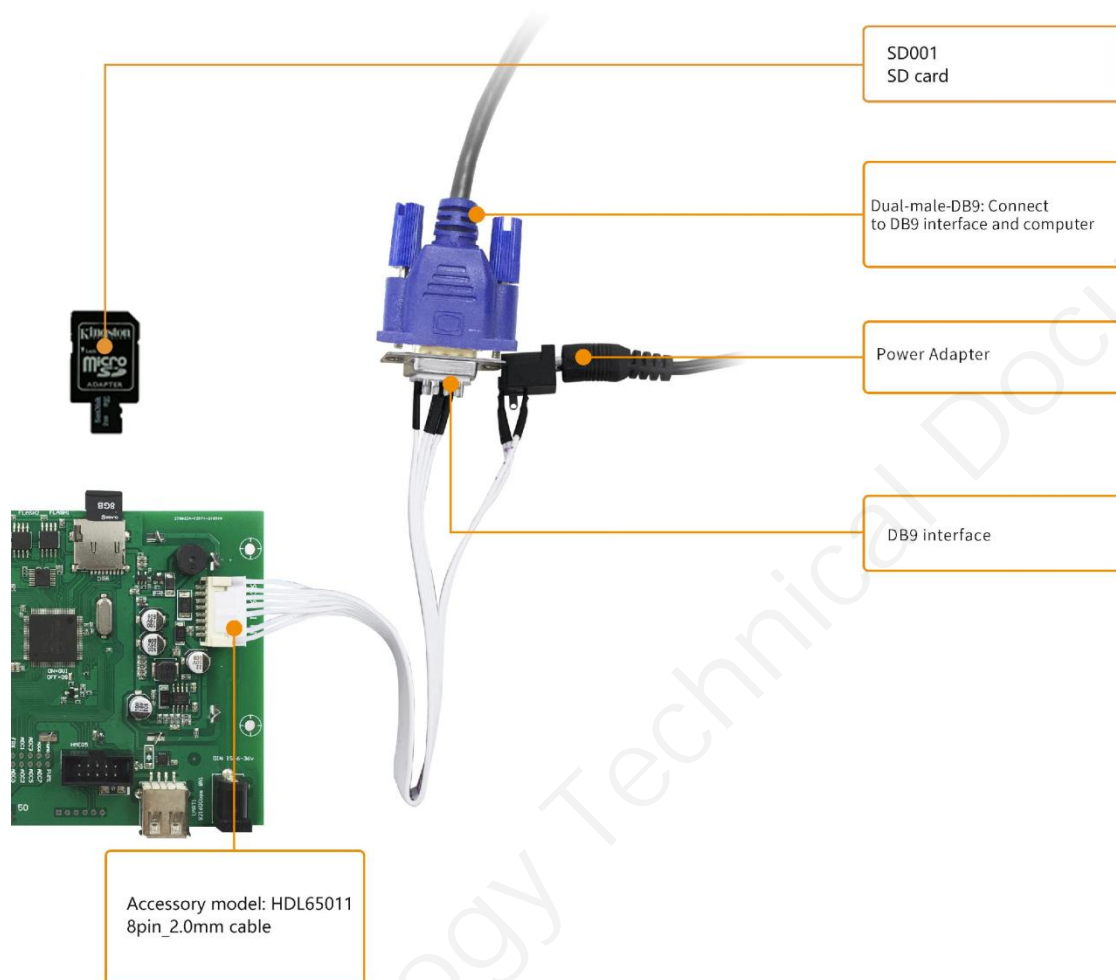
Definition	Pin#	Type	Description
VCC	1, 2	P	Power Input
TX4	3	O	UART4 Output
TX2	4	O	UART2 Output
RX2	5	I	UART2 Input
RX4	6	I	UART4 Input
GND	7, 8	P	GND

Model	DMG10600T070_01WTR				DWIN Technology			
Drawing	A 4	Drawn	DWIN	Date				
Scale	1:1	Review		Date				
Unit	MM	Approval		Date				

1. Location hole is used as position reference.
2. Unmarked Tolerance is +/-0.3mm
Note: Active area is marked in Dash lines

5. Debugging tools

It is recommended for new users of DWIN smart LCMs to purchase official accessories. For more details, please refer to customer service center.



6. T5L series IC features

- (1) Mature and stable 8051 core which is the most widely used with the maximum operating frequency of T5L is up to 250MHz, 1T(single instruction cycle)high speed operation.
- (2) Separate GUI CPU Core running DGUS II System:
 - High-speed display memory, 2.4GB/S bandwidth.
 - 2D hardware acceleration, the decompression speed of JPEG is up to 200fps@1280*800 and the UI with animation and icons as its main feature is extremely cool and smooth.
 - Images and icons stored in JPEG format. Adopt Low-cost 16Mbytes SPI Flash.
 - Support CTP or RTP with adjustable sensitivity and maximum 400 Hz touch frequency.
 - 1-way 15bit 32Ksps PWM digital power amplifier driver loudspeaker, save power amplifier cost and achieve high signal-to-noise ratio and sound quality restoration.
 - 128Kbytes variable storage space for exchanging data with OS CPU Core and memory.
 - Support DGUS development and simulation on PC. Support background remote upgrade.
- (3) Separate CPU (OS CPU) core runs user 8051 code or DWIN OS system and user CPU is omitted in practical application:
 - Standard 8051 architecture and instruction set, 64Kbytes code space, 32Kbytes on-chip RAM.
 - 64 bit integer mathematical operation unit (MDU), including 64 bit MAC and 64 bit divider.
 - 28 IOs, 4-channel UARTs, 1-channel CAN, up to 8-channel 12-bit A/Ds and 2-channle 16-bit PWM of adjustable resolution.
 - Support IAP on-line simulation and debugging with unlimited number of breakpoints.
 - Upgrade code online through DGUS system.
- (4) 1Mbytes on-chip Flash with DWIN patent encryption technology ensure code and data security.
- (5) Operating temperature ranges from -40°C to +85°C(IC operating temperature customizable from -55°C to 105°C).

DWIN encourages users to design your own customized product based on T5L

7. Revision records

Rev	Revise Date	Content	Editor
00	2023-10-08	First Edition	Xu Ying

Please contact us if you have any questions about the use of this document or our products, or if you would like to know the latest information about our products:

- Customer service Tel: +86 400 018 9008
- Customer service email: dwinhmi@dwin.com.cn
- DWIN Developer Forum: <https://forums.dwin-global.com/>

Thank you all for continuous support of DWIN, and your approval is the driving force of our progress!