

45W, AC-DC converter



FEATURES

- Universal 85-264VAC or 100-370VDC input voltage
- 3×2 inch high power density
- Operating ambient temperature range: -25°C ~ +70°C
- Output short circuit, over-current, over-voltage protection
- High efficiency, high reliability
- Regulated output, low ripple & noise
- EMI performance meets CISPR32 / EN55032 CLASS B
- 2 years warranty
- UL/EN/IEC62368 safety approval

LO45-10Bxx series is one of Mornsun's compact size power converter. It features universal AC input and at the same time accepts DC input voltage, low power consumption, high efficiency, high reliability, reinforced isolation. It offers good EMC performance compliant to IEC/EN61000-4 and CISPR32/EN55032 and meets UL/EN/IEC62368 standards. The converters are widely used in industrial, office and civil applications. For extremely harsh EMC environment, we recommend using the application circuit show in Design Reference of this datasheet.

Selection Guide

Certification	Part No.	Output Power	Nominal Output Voltage and Current	Efficiency at 230VAC (%) Typ.	Capacitive Load (μF) Max.
UL/CE/CB	LO45-10B03	26.4W	3.3V/8000mA	76	30000
	LO45-10B05	40W	5V/8000mA	82	20000
	LO45-10B09		9V/4444mA	84	6000
	LO45-10B12	45W	12V/3750mA	84	4000
	LO45-10B15		15V/3000mA	86	3500
	LO45-10B24		24V/1875mA	86	1000
	LO45-10B48		48V/940mA	87	600

Input Specifications

Item	Operating Conditions	Min.	Typ.	Max.	Unit
Input Voltage Range	AC input	85	--	264	VAC
	DC input	100	--	370	VDC
Input Frequency		47	--	63	Hz
Input Current	115VAC	--	--	1200	mA
	230VAC	--	--	700	
Inrush Current	115VAC	--	35	--	A
	230VAC	--	50	--	
Hot Plug		Unavailable			

Output Specifications

Item	Operating Conditions	Min.	Typ.	Max.	Unit
Output Voltage Accuracy	3.3V output	--	±3	--	%
	Other output	--	±2	--	
Line Regulation	Full load	--	±0.5	--	
Load Regulation	0% to 100% Load	--	±1	--	
Ripple & Noise*	20MHz bandwidth (peak-to-peak value)	--	50	100	mV
Stand-by Power Consumption		--	--	0.5	W
Temperature Coefficient		--	±0.02	--	%/°C
Short Circuit Protection		Hiccup, continuous, self-recovery			
Over-current Protection		≥150%Io, self-recovery			

Over-voltage Protection	3.3VDC Output	≤7.5VDC (Output voltage clamp or turn off)			
	5VDC Output	≤9VDC (Output voltage clamp or turn off)			
	9VDC Output	≤16VDC (Output voltage clamp or turn off)			
	12VDC Output	≤20VDC (Output voltage clamp or turn off)			
	15VDC Output	≤24VDC (Output voltage clamp or turn off)			
	24VDC Output	≤35VDC (Output voltage clamp or turn off)			
	48VDC Output	≤60VDC (Output voltage clamp or turn off)			
Minimum Load		0	--	--	%
Hold-up Time	230VAC input	--	50	--	ms

Note: * The "parallel cable" method is used for ripple and noise test, please refer to AC-DC Converter Application Notes for specific information.

General Specifications

Item	Operating Conditions	Min.	Typ.	Max.	Unit
Isolation Test	Input-Output	Electric Strength Test for 1min., leakage current <5mA			VAC
Operating Temperature		-25	--	+70	°C
Storage Temperature		-25	--	+85	
Storage Humidity		--	--	90	%RH
Switching Frequency		--	65	--	kHz
Power Derating	-25°C ~ -10°C	2.0	--	--	% / °C
	+50°C ~ +70°C	2.5	--	--	
	85VAC - 165VAC	0.375	--	--	% / VAC
	240VAC - 264VAC	0.833	--	--	
Safety Standard		UL/EN/IEC62368			
Safety Certification		UL/EN/IEC62368			
Safety Class		CLASS II			
MTBF		MIL-HDBK-217F@25°C > 300,000 h			

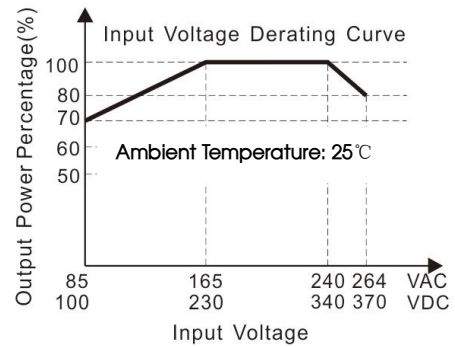
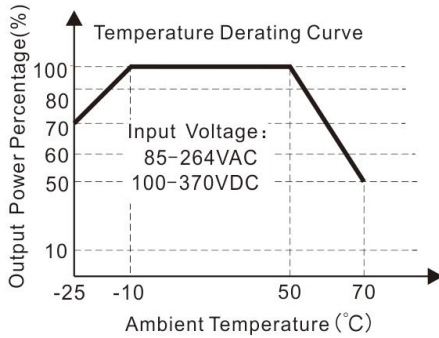
Mechanical Specifications

Dimension	76.20 x 50.80 x 30.00 mm
Weight	90g(Typ.)
Cooling method	Free air convection

Electromagnetic Compatibility (EMC)

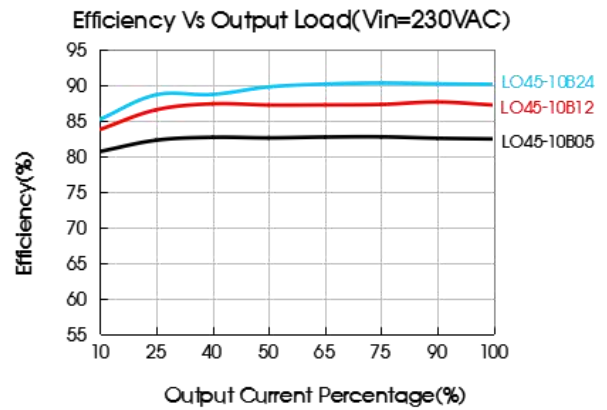
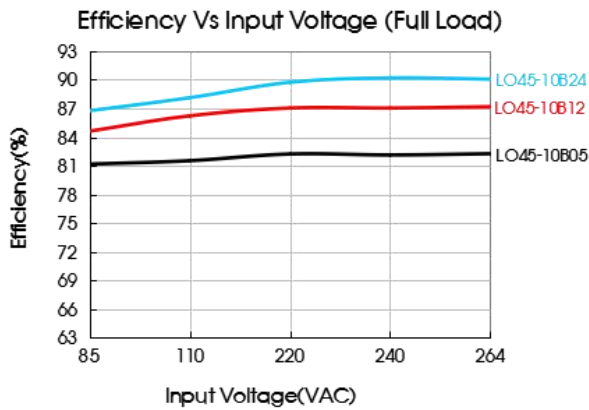
Emissions	CE	CISPR32/EN55032	CLASS B	
	RE	CISPR32/EN55032	CLASS B	
Immunity	ESD	IEC/EN61000-4-2	Contact ±6 KV	perf. Criteria B
	RS	IEC/EN61000-4-3	10V/m	perf. Criteria A
	EFT	IEC/EN61000-4-4	± 2KV	perf. Criteria B
	Surge	IEC/EN61000-4-5	line to line ±1 KV	perf. Criteria B
	CS	IEC/EN61000-4-6	10Vr.m.s	perf. Criteria A
	Voltage dips, short interruption and voltage variations	IEC/EN61000-4-11	0%, 70%	perf. Criteria B

Product Characteristic Curve



Note: ① With an AC input between 85-165V/240-264VAC and a DC input between 100-230V/340-370VDC, the output power must be derated as per temperature derating curves;

② This product is suitable for applications using natural air cooling; for applications in closed environment please consult factory or one of our FAE.



Design Reference

1. Typical application

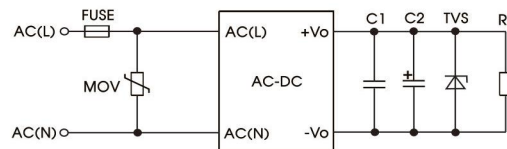


Fig. 1: Typical circuit diagram

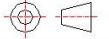
Part No.	FUSE	MOV	C1(μF)	C2(μF)	TVS
LO45-10B03	3.15A/250V slow-blow	S14K300	1	680	SMBJ7.0A
LO45-10B05					SMBJ7.0A
LO45-10B09				47	SMBJ12A
LO45-10B12					SMBJ20A
LO45-10B15					SMBJ20A
LO45-10B24					SMBJ30A
LO45-10B48					SMBJ64A

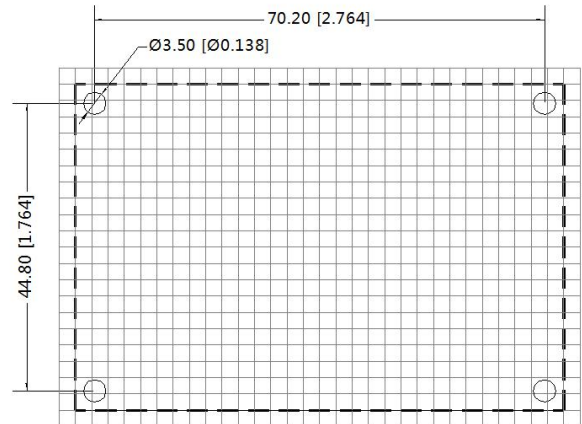
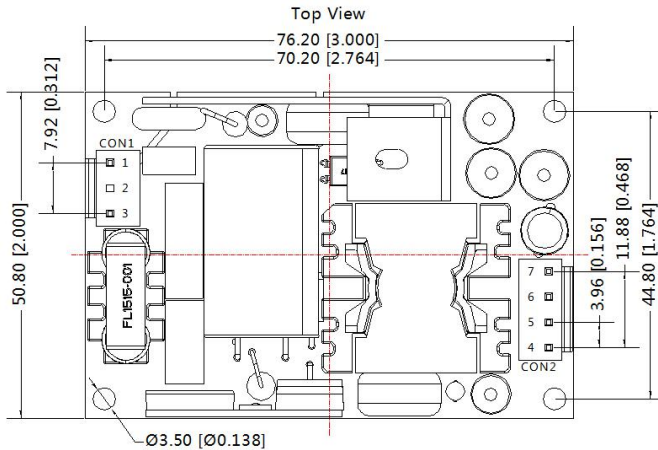
Output Filter Components:

We recommend using an electrolytic capacitor with high frequency, and low ESR rating for C2 (refer to manufacture's datasheet). Choose a capacitor voltage rating with at least 20% margin, in other words not exceeding 80%. C1 is a ceramic capacitor used for filtering high-frequency noise and TVS is a recommended suppressor diode to protect the application in case of a converter failure.

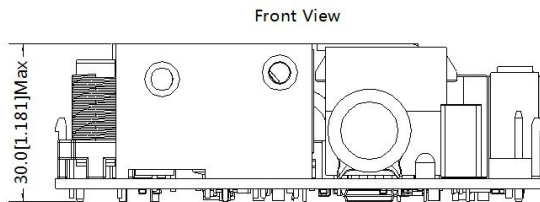
2. For additional information please refer to application notes on www.mornsun-power.com.

Dimensions and Recommended Layout

THIRD ANGLE PROJECTION 



Note: Grid 2.54*2.54mm



Note:
 Unit: mm[inch]
 General tolerances: ± 0.50 [± 0.020]
 In CON1 model: VH-3A, Recommend terminal: VH-3Y
 Out CON2 model: VH-4A, Recommend terminal: VH-4Y
 Mounting hole screwing torque: Max 0.4 N·m

Pin-Out			
Pin	Function	Connector	Terminal
1	AC(L)	VH-3A or B2P3-VH or the same Spec.	VH-3Y or VHR-3N or the same Spec.
2	NoPin		
3	AC(N)		
4	-Vo	VH-4A or B4P-VH or the same Spec.	VH-4Y or VHR-4N or the same Spec.
5	-Vo		
6	+Vo		
7	+Vo		

- Note:
- For additional information on Product Packaging please refer to www.mornsun-power.com. Packaging bag number: 58220060;
 - There will be noise generated when product working at light load, but it does not affect the performance and reliability;
 - Unless otherwise specified, parameters in this datasheet were measured under the conditions of $T_a=25^\circ\text{C}$, humidity<75% with nominal input voltage and rated output load;
 - All index testing methods in this datasheet are based on our company corporate standards;
 - We can provide product customization service, please contact our technicians directly for specific information;
 - Products are related to laws and regulations: see "Features" and "EMC";
 - Our products shall be classified according to ISO14001 and related environmental laws and regulations, and shall be handled by qualified units.

Mornsun Guangzhou Science & Technology Co., Ltd.

Address: No. 5, Kehui St. 1, Kehui Development Center, Science Ave., Guangzhou Science City, Huangpu District, Guangzhou, P. R. China
 Tel: 86-20-38601850 Fax: 86-20-38601272 E-mail: info@mornsun.cn www.mornsun-power.com