

12W Constant Voltage-LS Series

LS-12-XX MI

■ Approve

SELV CE

■ Features

- Class II, SELV, independent
- Input Voltage 220-240VAC
- Protections: SCP/OLP/OVP/OTP
- Power Factor 0.8C
- Efficiency $\geq 82\%$
- 5 years warranty

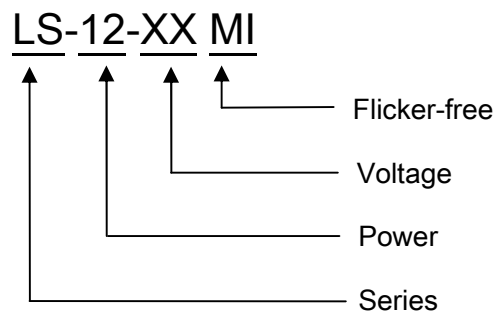
■ Applications

- LED strips
- Pendant light

■ Description

LS-12-XX MI is a 12W constant voltage LED driver that operates from 198-264Vac input with 12V or 24V output voltage. With its compact dimensions from 100 x 42 x 24.5 mm it is easy to integrate in LED strips and pendant light products. To ensure trouble-free operation, protection is provided against output short circuit and over Load.

■ Model code



12W Constant Voltage-LS Series

LS-12-XX MI

■ Specification

Input	Rated input voltage	220-240VAC	
	Range of input voltage	198-264VAC	
	Rated input voltage(DC)	198-254VDC	
	Range of input voltage(DC)	176-280VDC	
	Frequency(Hz)	0/50/60 Hz	
	Power Factor	0.8C@Full Load, 230VAC	
	Input Current max	0.1A MAX. @Full Load,198VA	
	Start-up time	< 0.5S	
	Unload Power Consumption	≤0.5W	
	Inrush Current	10A Max. /100μs@230V, Full Load , 50%Ipk-50%Ipk	
	THD	< 70%@Full Load, 240VAC	
	Leakage Current	< 0.7mA(240VAC)	
Output	Constant Voltage	12VDC	24VDC
	Current Range	0-1A	0-0.5A
	Rated power	12W Max.	
	Voltage Accuracy	±5%@220-240VAC	
	Voltage Regulation	±5%@Full Load, 220-240VAC	
	Load Regulation	±5%@220-240VAC	
	Hold-up Time	1s max. @ Full load	
	Ripple& Noise *Note.2	≤±1%@Full Load,230VAC	
	Output LF current ripple(<120Hz)	≤±3%@Full Load,230VAC	
	Efficiency(Typ.)	≥82%	
Protection	Over Load Protection	105-150% Protection type: Auto Resume	
	Over Voltage Protection	> 12.6VDC	> 25.2VDC Protection type: Auto Resume
	Short circuit Protection	Protection type: Auto Resume	
	Over Temperature protection	Protection type: Auto Resume	
Environment	Operating Temperature	-20°C...+45°C	
	tc	70°C	
	Storage Temperature	-20°C...+60°C	
	Life time	> 30,000h@ 45°C	
	Temperature coefficient	±0.03%/°C(0-45°C)	
Humidity	20%-90%RH		
Others	Dimension	100 x 42 x 24.5 (LXWXH)mm	
Safety & EMC	Safety standards	EN 61347-1; EN61347-2-13; EN62384	
	Withstand voltage	Input-Output : 3750V/5mA/1min	
	Isolation resistance	Input-Output : ≥4MΩ@500VDC	
	EMI	EN55015; EN61000-3-2 Class C; EN61000-3-3	
	EMS	EN 61547; EN 61000-4-2; EN 61000-4-5 —1000V;	

12W Constant Voltage-LS Series

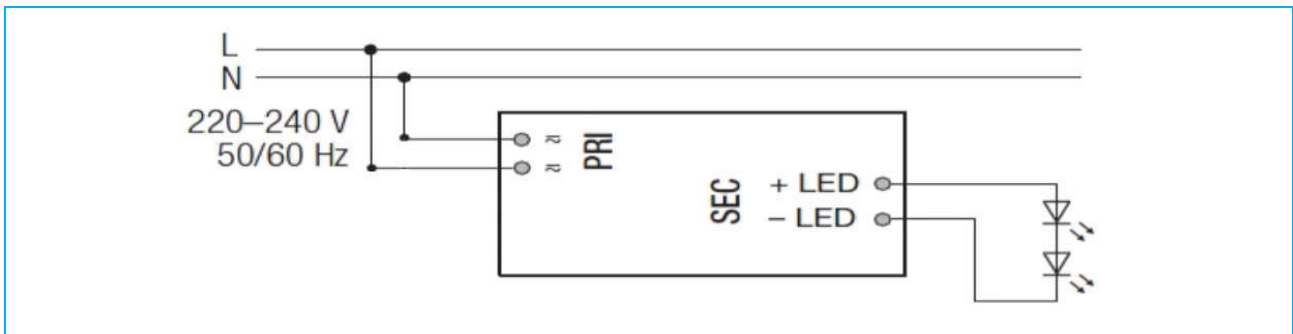
LS-12-XX MI

Note	1.All parameters NOT specially mentioned are measured at 230VAC input , full load and 25°C of ambient temperature.
	2.Ripple & Noise are measured at 20MHz of bandwidth by using a 300mm twisted pair-wire terminated with a 0.1uF & 47 uF parallel capacitor.

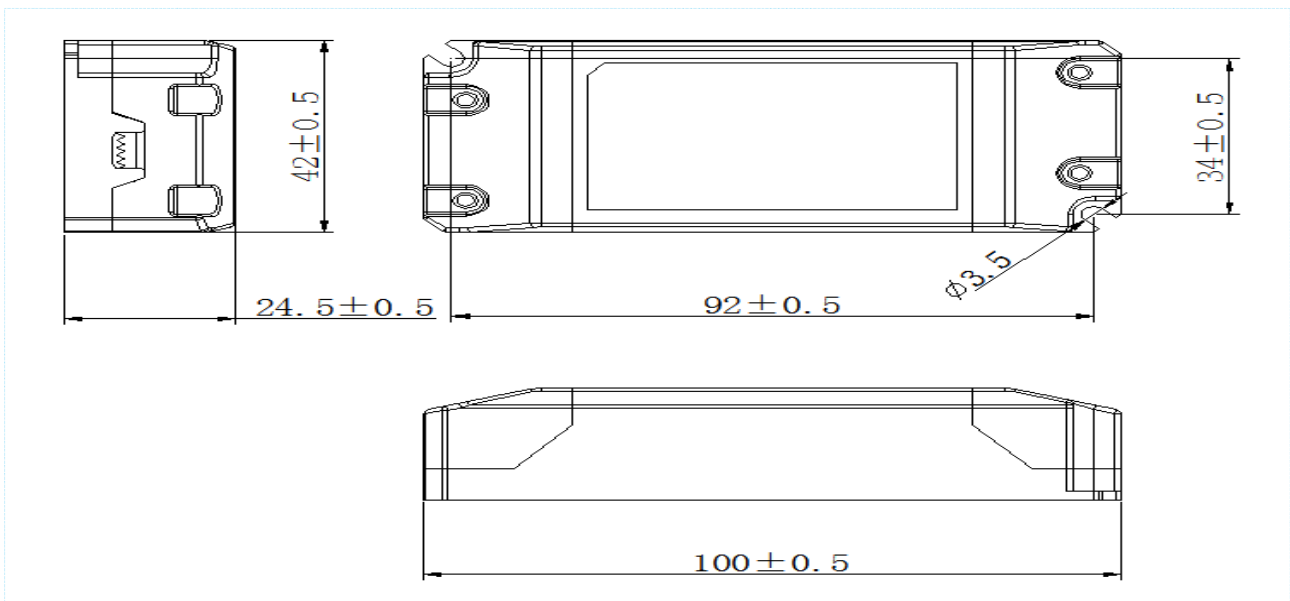
Model list

No.	Model number	Input			Output		
		Voltage (VAC)	Current (A)	Frequency (Hz)	Constant voltage (VDC)	Normal working current (A)	P _{rated} (W)
1	LS-12-12 MI	220-240	0.1	50/60	12	0-1	12
2	LS-12-24 MI	220-240	0.1	50/60	24	0-0.5	12

Wiring diagram



2D diagram

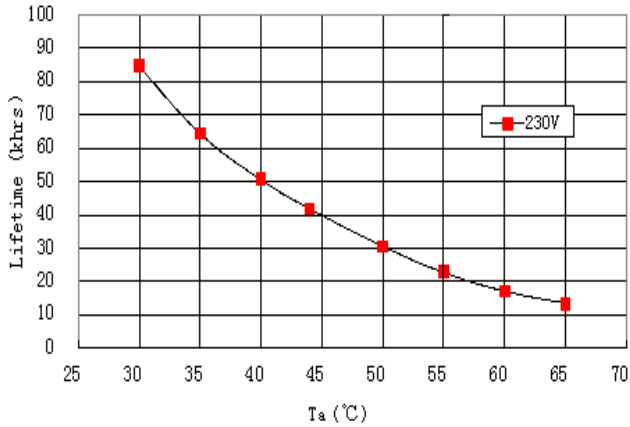


12W Constant Voltage-LS Series

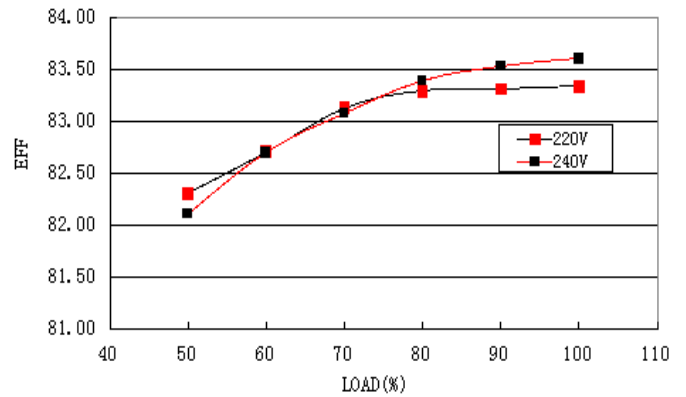
LS-12-XX MI

■ Curve for LS-12-12 MI

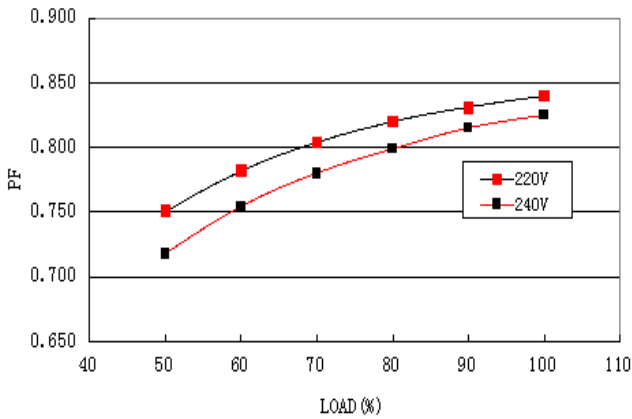
Lifetime vs. Ambient Temperature Curve



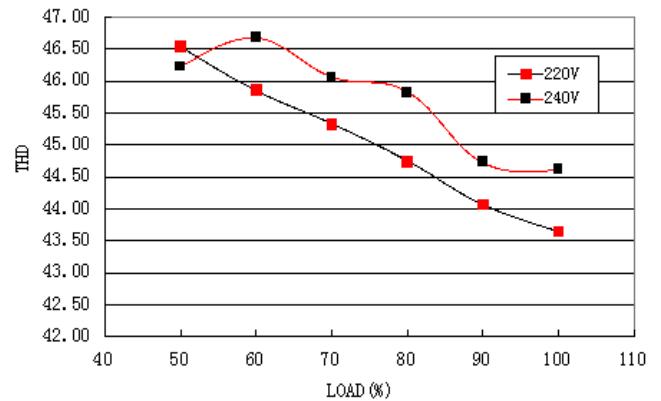
Efficiency vs. Load



Power Factor Characteristics



THD vs. Load



■ Operating window

