


40W Constant Current power supply



■ Approve

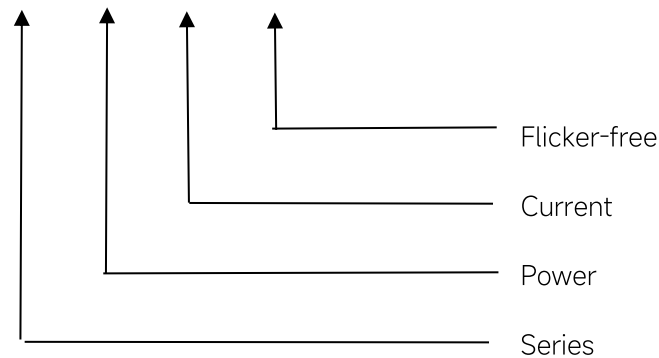


◆ Description

LS-40-XXX LI ECO is a 40W constant current LED driver with 600 to 1050mA output current. With its compact dimensions from 116 x 41 x 26mm it is easy to integrate in LED Panel, spot and down lights product. To ensure trouble-free operation, protection is provided against output short circuit and over Load.

◆ Model code

LS-40-XXX LI ECO



Features

- Class II, SELV, independent
- Input Voltage: 220-240VAC
- Protections: SCP/OLP/OVP
- Power Factor: 0.95
- Efficiency: 89%
- 5 years warranty
- IP20/IP40

Applications

- LED panel, LED down light
- LED spot light

◆ Specification

Output	Constant Current (mA)	600	650	700	750	800	850	900	950	1000	1050	
	Voltage Range(VDC)	24-42								24-40	24-38.5	
	Unload voltage Max.	50VDC									52VDC	
	Current Accuracy	±5%										
	Output HF current ripple(≥1KHz)	±5%										
	Output LF current ripple(≤120Hz)	±5%										
	SVM	≤0.4										
	P _{st}	≤1										
	Efficiency(Typ.)	89%										
Input	Rated input voltage	220-240VAC										
	Range of input voltage	198-264VAC										
	Rated input voltage(DC)	198-280VDC										
	Frequency(Hz)	0/50/60 Hz										
	Displacement factor	≥0.9										
	Power Factor	0.95										
	Input Current max (mA)	170	190	200	220	230	250	260	270	270	290	
	Start-up time	< 0.5S										
	No Load Power	≤0.5W										
	Standby Power	≤0.5W										
	THD (Typ.)	<12%				<10%				<5%		
Protection	Over Load Protection	103-120% YES/Auto Resume										
	Over Voltage Protection	50VDC									52VDC	
	Short circuit Protection	YES/Auto Resume										
	Over Temperature Protection	YES/Auto Resume										
Environment	Operating Temperature	-20°C~+45°C										
	Humidity	20%-90%RH										
	Tc	80°C										
	Storage Temperature	-25°C~+60°C										
	Life time	> 50000h@tc=75°C										
Surface	Dimension	116X41X26(LXWXH)mm										
standards	EN 61347-1; EN61347-2-13; EN62384; EN55015; EN61000-3-2 ; EN61000-3-3; EN 61547;											
Others	ErP	EU 2019/2020										
	RoHS	RoHS (2011/65/EU) (EU)2015/863										

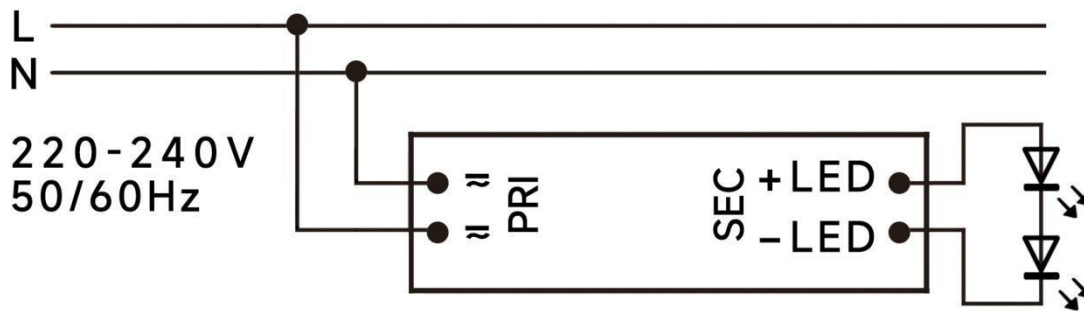
Note

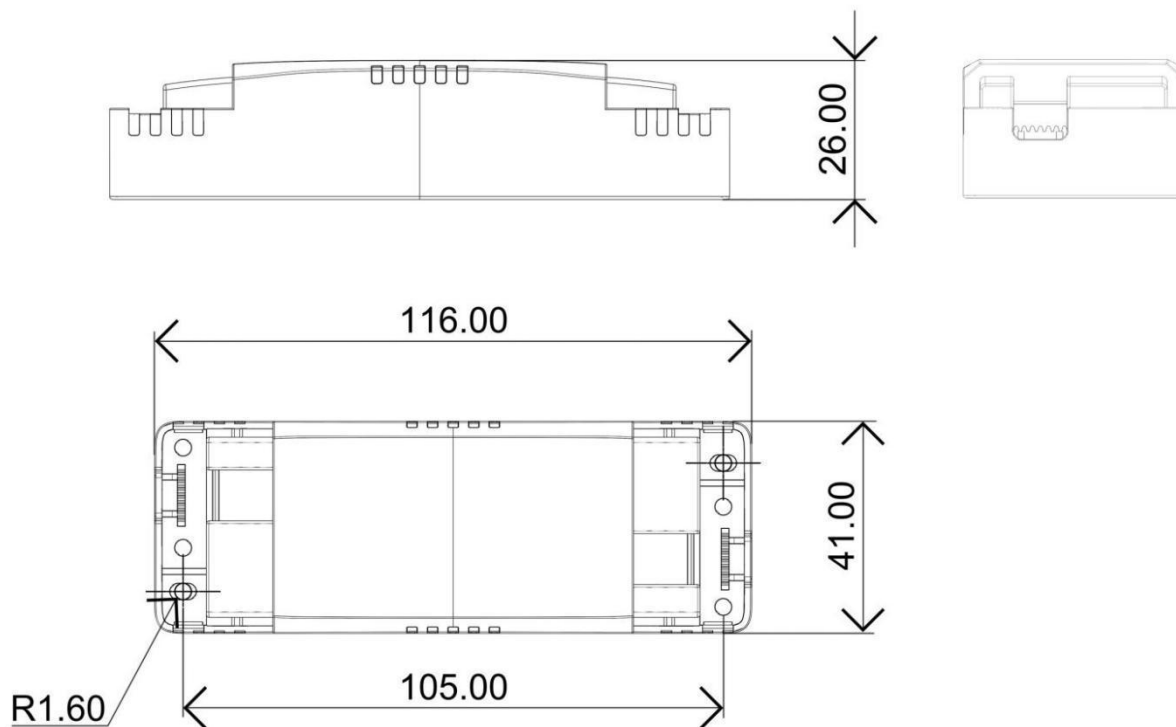
1. All parameters NOT specially mentioned are measured at 230VAC input , full load and 25°C of ambient temperature.
2. Ripple & Noise are measured at 20MHz of bandwidth by using a 300mm twisted pair-wire terminated with a 0.1uF & 47 uF parallel capacitor.

◆ Circuit Breaker

I _{peak}	T _{width}	B10	B16	B20	C10	C16	C20
24.9A	142μs	23pcs	37pcs	47pcs	36pcs	58pcs	72pcs

◆ Wiring diagram

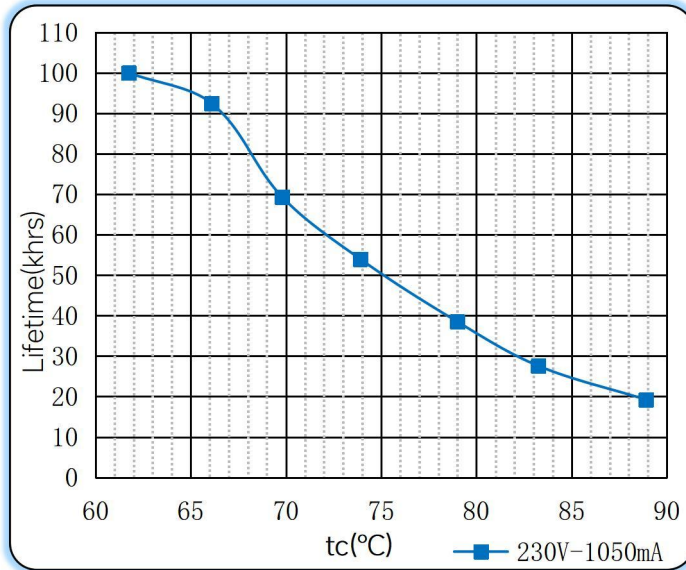


◆ 2D diagram

◆ Wiring & Connections

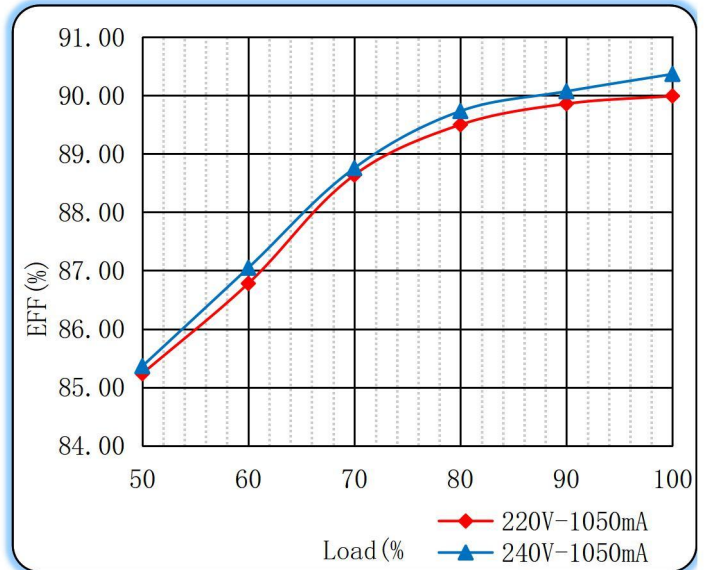
Specification item		Value (Unit)
Input	Input wire cross-section	0.5...1.5 mm ²
	Input wire gauge.	16...20 AWG
	Input wire strip length	8...9mm
Output	Output wire cross-section	0.5...1.5 mm ²
	Output wire gauge.	16...20 AWG
	Output wire strip length	8...9mm

◆ Curve for LS-40-1050 LI ECO, I_o=1050mA

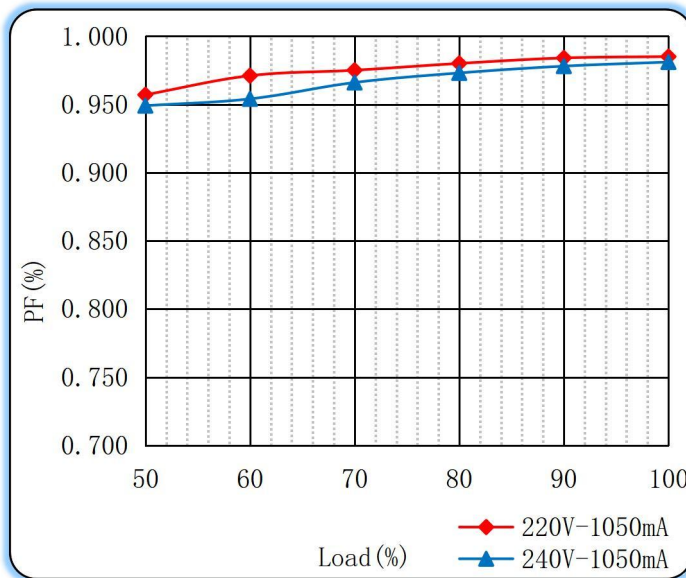
Lifetime vs. Temperature Curve



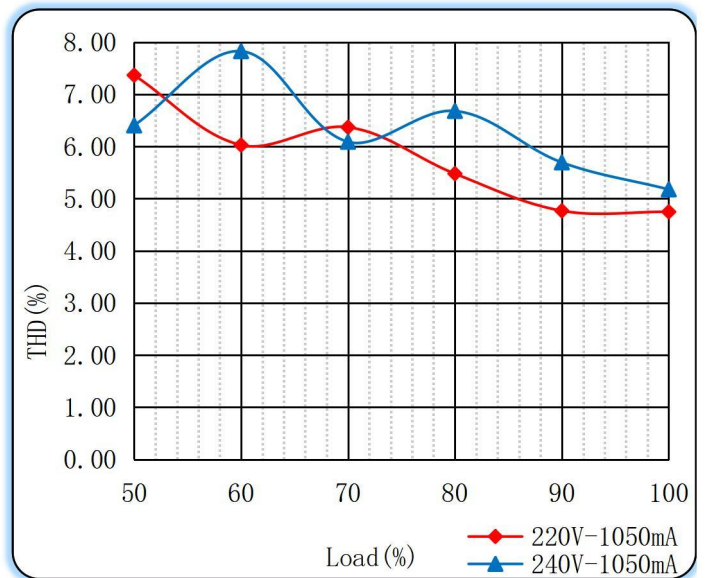
Efficiency vs. Load



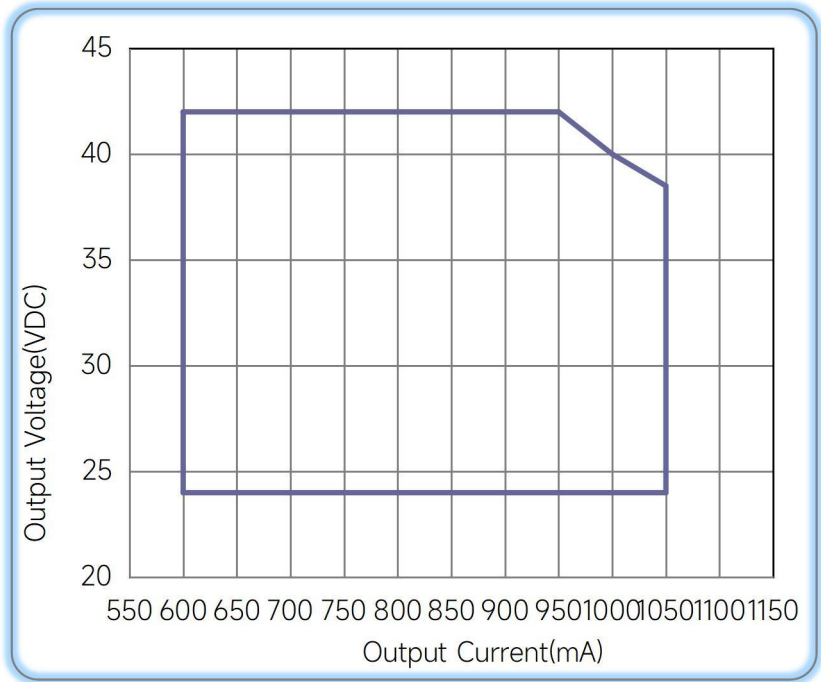
Power Factor Characteristics



THD vs. Load



◆ Operating window



— Operating window 100%

◆ Revision Updates

ITEM	BEFORE	AFTER	VERSION	DATE
Initial			A	2022/05/15

Tel: +86-0757-86256822, +86-0757-86256831

E-mail: sales@eaglerise.com

Website : <https://lighting.eaglerise.com>



EAGLERISE



Manual