

# MechaTronix in LED

## ModuLED Mega Modular Passive Star LED Cooler ø134mm



### Features & Benefits

- For low and high bay designs from 1,600 to 10,000 lumen
- Thermal resistance range Rth 0.67 - 1.32°C/W
- Modular design with mounting holes foreseen for a wide range of LED modules and COB's:

- Zhaga Book 3 Spot Light Modules Edison Edilex SLM, Osram PrevaLED Core Z3 / Z4, Philips Fortimo SLM Gen3 / Gen4, Seoul Semiconductor Acrich AC Zhaga, Sharp INTERMO, Tridonic TALEXXmodule SLE Gen3 / Gen4 / Gen5, Vossloh Schwabe Luga Shop, ...
- Bridgelux BXRA ESR, Vero & Décor Vero 18/29, V-series
- Citizen Citiled CLL032-CLU034-CLU036-CLU038, CLL042-CLU044-CLU046-CLU048, CLL052-CLU054, CLU710, CLU720, CLU730
- Cree XLamp CXA18, CXB18, CXA25, CXB25, CXA30, CXB30
- Edison EdiPower II / III HM24, HM30, HM40, HM High Power series 120W
- GE Infusion M, DLM, NPM series LED module
- LG Innotek LEMWM18 17W, 24W, LEMWM28 40W
- Lumileds Luxeon 1205, 1208, 1211, 1216
- Luminus CHM-11, CHM-14 (ACxx), CXM-18 (AC30), CLM-22, CXM-22, CHM-22
- Lustrous Lustron LL613F, LL620F, LL660D
- Osram PrevaLED Cube, Osram Soleriq P13, S19, E30
- Philips Fortimo DLM Gen5
- Prolight Opto PACF, PACG, PABA, PACC, PACD
- Seoul Semiconductor ZC18, ZC25, ZC40, ZC60, ZC100
- Sharp Mega Zenigata, Tiger Zenigata
- Tridonic TALEXX Stark SLE series Gen3-19, -23, Mini LES-17, TALEXXmodule SLE GEN4 15/19/23mm, 15mm D50, SLE GEN5 15/19/23mm, SLE GEN6 19/23mm, 15/17mm D50, DLE GEN2, GEN3 65mm and FLE GEN1-30, -40

- Diameter 134mm - Standard height 20 / 50 / 100mm
- Other heights on request

- Extruded from highly conductive aluminum



### Order Information

Zhaga	EDISON	OSRAM Opto Semiconductors
BIB	GE Lighting	PHILIPS
IDEAL	LG Innotek	ProLight Opto Technology Corporation
TE connectivity	Lit by LUMILEDS	SEOL SEMICONDUCTOR
bridgelux	LUMINUS	SHARP
CITIZEN Micro HumanTech	LUSTROUS Green Technology of Lighting	TRIDONIC enlightening your ideas
CREE	OSRAM	VS LIGHTING SOLUTIONS

Example : ModuLED Mega 134100-B

ModuLED Mega 134 **1** - **2**

- 1 Height (mm)
- 2 Anodising Color  
B - Black  
C - Clear

*ModuLED Mega* is designed in this way

that you can mount LED modules from various manufacturers on the same LED cooler

Simple mounting with self tapping screws

Recommended screw force 6lb/in

Screws are available from MechaTronix

# MechaTronix in LED

## ModuLED Mega Modular Passive Star LED Cooler ø134mm



### Product Details

Model n°	ModuLED Mega 13420	ModuLED Mega 13450	ModuLED Mega 134100
Dimension (mm) <sup>*1</sup>	ø134 x h20	ø134 x h50	ø134 x h100
Volume (mm <sup>3</sup> )	114021	285658	571720
Cooling Surface (mm <sup>2</sup> )	71625	161517	311336
Weight (gr)	308	771	1544
Thermal Resistance (°C/W) <sup>*2</sup>	1.32	0.88	0.67
Power Pd (W) <sup>*3</sup>	38	57	75
Heat Sink Material	AL6063-T5	AL6063-T5	AL6063-T5

<sup>\*1</sup> 3D files are available in ParaSolid, STP and IGS on request

<sup>\*2</sup> The thermal resistance Rth is determined with a calibrated heat source of 30mm x 30mm central placed on the heat sink, Tamb 40°

# MechaTronix in LED

## ModuLED Mega Modular Passive Star LED Cooler ø134mm



### Mounting Options

The ModuLED Mega modular passive LED coolers are standard foreseen from a variety of mounting holes which allow direct mounting of LED engines, COB's and secondary optics on the LED heat sink.

In this way mechanical afterwork and related costs can be avoided, and lighting designers can standardize their designs on a limited number of LED coolers.

Below you find an overview of LED modules and COB's which standard fit on the ModuLED Mega LED cooler.

The ModuLED Mega is probably the most complete standard LED cooler with regards to mounting possibilities of Zhaga and the latest generation of COB LED modules.

For more details about the required mounting holes and thermal results for your specific LED brand and model, please refer to the brand LED cooler datasheets under "Brand Products" and the brand LED cooler overview under the "Download" menu.

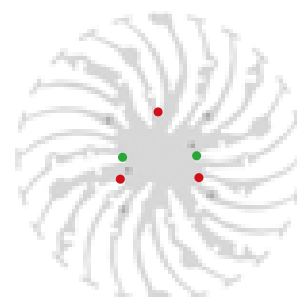
### Zhaga



The Zhaga Consortium is developing specifications that enable the interchangeability of LED light sources made by multiple different manufactures. The Zhaga specifications, known as Books, describe the interfaces between LED luminaires and LED light engines. Zhaga's members include hundreds of companies from throughout the global lighting industry. The cooperation is governed by a consortium agreement that defines rules regarding confidentiality, intellectual property and decision making.

#### Mounting indicator marks overview

MechaTronix recommends the use of a high thermal conductive interface between the LED module and the LED cooler. Either thermal grease, a thermal pad or a phase change thermal pad thickness 0.1-0.15mm is recommended. Thermal pads or phase change thermal pads can be pre-applied from MechaTronix.



### Zhaga Book 3 Spot Light Modules

Zhaga Interface Specification Book 3 defines the interfaces of a type-D LED light engine (non-socketable LED module with separate electronic control gear). The LED light engine LLE has a round disc shape with a maximum height of 7.2 mm and a typical diameter of 50 mm. It is suitable for spot-lighting and other applications that benefit from a small, circular source. Book 3 specifies a circular light-emitting surface (LES) that can have a range of diameters, namely 9 mm, 13.5 mm, 19 mm and 23 mm.

#### Zhaga book 3 compliant LED Spot Light modules \*1

- Edison Edilex SLM
- Osram PrevaLED CORE
- Philips Fortimo SLM
- Seoul Semiconductor ACrich3
- Sharp INTERMO
- Tridonic Talexx Stark SLE
- Vexica Lumaera
- Vossloh Schwabe Luga Shop

\*1 This is a non-binding overview of available Zhaga book 3 LED modules at press

#### Zhaga Book 3 mounting through the use of LED holders and connectors

With the use of Zhaga Book 3 mechanical compatible LED holders, a wide variety of LED COB's can be mounted in the same way on these LED coolers.

Zhaga Book 3 compatible LED holders can be found from BJB, TE Connectivity (Tyco), Molex and Ideal Industries.



# MechaTronix in LED

## ModuLED Mega Modular Passive Star LED Cooler ø134mm



### Mounting Options



#### Zhaga Book 3 Spot Light Modules

##### LED COB's for which Zhaga book 3 LED holders are available

- Bridgelux V15, V18, ES rectangular
- Citizen CitiLED CLL032, CLU034, CLU036, CLL042, CLU044, CLU046, CLU710 - CLU720 - CLU730
- Cree XLamp CXA / CXB 18xx, 25xx, 30xx
- Edison Opto HM16, HM24, HM30, HM40
- Lextar Nimbus 2000, 3000, 5000
- LG Innotek LEMWM18 (10W, 13W, 17W, 24W), LEMWM28 (40W)
- Lustrous Lustron LL613F, LL620F, LL630F, LL630D, LL660D
- Nichia J216, J360, L110, L121, L204
- Osram Soleriq P13, S13, S19, E30
- Lumileds Luxeon 1203, 1204, 1205, 1208, 1211 and 1216 Luxeon K12 and K16
- Prolight Opto PABA, PACC, PACD, PACF, PACG
- Samsung LC026, LC040
- Seoul Semiconductor ZC12, ZC18, ZC25, ZC40, ZC60
- Sharp Mega Zenigata and Tiger Zenigata
- Tridonic TALEXX Stark SLE Gen3 Mini LES 17 TALEXXmodule SLE Gen4 / Gen5 15mm

##### Mounting

- Direct mounting with 2 self tapping screws M3 x 6mm  
Green indicator marks

##### Reflector ring Mounting

- This optional ring can be mounted on top of the Edison Opto Edilex spot light module and provides in this way an easy plug-and-play attachment of various reflectors.
- Mounting with 3 self tapping screws M3 x 10mm  
Red indicator marks



#### Zhaga Book 10 Spot Light Modules

Zhaga Interface Specification Book 10 defines the interfaces of LED light engines (LLEs) comprising a circular, non-socketable LED module with a separate LED driver (electronic control gear). The circular LED modules in Book 10 have an overall diameter of 75 mm and a height of 8 mm. Zhaga Book 10 LED modules are mounted by 3 M3 screws evenly located on diameter of 65mm on the LED cooler. There are three LLE categories in Book 10, which are defined by the maximum diameter of the circular light-emitting surface (LES): 23 mm, 30 mm, 40 mm. Book 10 LLEs are suitable for spot-lighting and other applications that benefit from a small, circular source.

##### Zhaga Book 10 compliant LED Spot Light modules

Zhaga Book 10 is not officially release yet, although we have foreseen already the mounting holes for future Zhaga compliant LED modules and holders.

##### Mounting

- Direct mounting with 3 M3 self tapping screws  
Red indicator marks

# MechaTronix in LED

## ModuLED Mega Modular Passive Star LED Cooler ø134mm



### Mounting Options

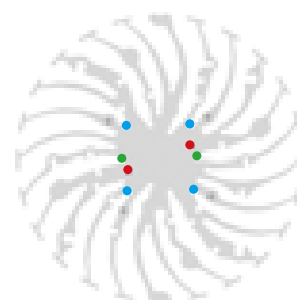
#### Bridgelux LED Arrays



Bridgelux is a leading provider of high power, cost effective and energy efficient light emitting diode (LED) solutions. Leveraging patented light source technology, Bridgelux LED Arrays replace traditional technologies (such as incandescent, halogen, fluorescent and high intensity discharge lighting) with integrated solid state light sources enabling high performance and energy-efficient products for the general lighting market.

#### Mounting indicator marks overview

MechaTronix recommends the use of a high thermal conductive interface between the LED module and the LED cooler. Either thermal grease, a thermal pad or a phase change thermal pad thickness 0.1-0.15mm is recommended. Thermal pads or phase change thermal pads can be pre-applied from MechaTronix.



#### Bridgelux Vero 18 & Décor Vero 18 LED Array

##### Model names

- Vero 18 BXRC-27x4000
- Vero 18 BXRC-30x4000
- Vero 18 BXRC-35E4000
- Vero 18 BXRC-40E4000
- Vero 18 BXRC-50C4000
- BXRC-xxA4001-F-23
- BXRC-xxH4000-F-xx
- BXRC-xxE4000-F-04
- BXRC-56G4000-F-04

##### Mounting

- Direct mounting with 2 screws M3 x 6mm
- Red indicator marks



#### Bridgelux Vero 29 & Décor Vero 29 LED Array

##### Model names

- Vero 29 BXRC-27x10K0
- Vero 29 BXRC-30x10K0
- Vero 29 BXRC-35E10K0
- Vero 29 BXRC-40E10K0
- Vero 29 BXRC-50C10K0
- BXRC-xxA10K1-L-23
- BXRC-56G10K0-L-04

##### Mounting

- Direct mounting with 4 self tapping screws M3 x 6mm
- Blue indicator marks




#### Bridgelux V series V 15 / V 18 LED Array

##### Model names

- V15 BXRE-xxx3001-D-xx
- V18 BXRE-xxx4000-F-xx

##### Mounting

- With Zhaga Book 3 LED holder
- BJB spotlight connector 47.319.2224
- Mounting with 2 self tapping screws M3 x 6mm
- Green indicator marks





# MechaTronix in LED

## ModuLED Mega Modular Passive Star LED Cooler ø134mm



### Mounting Options



#### Bridgelux ES Rectangle LED Array

##### Model names

- BXRA-xxx0800
- BXRA-xxx1200
- BXRA-xxx2000
- BXRA-40E0950
- BXRA-40E1350
- BXRA-40E2200
- BXRA-xxC1100
- BXRA-xxC1600
- BXRA-xxC2600

##### Mounting

- With Zhaga Book 3 LED holder
- BJB spotlight connector 47.319.2040
- Mounting with 2 self tapping screws M3 x 6mm
- Green indicator marks

### Citizen LED COB

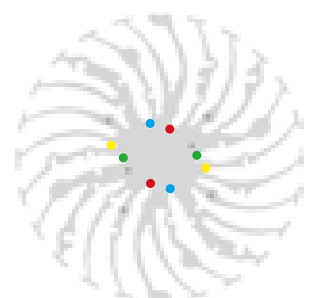
## CITIZEN

Micro HumanTech

Citizen Electronics Co., Ltd. is a precision electronics manufacturer with headquarters in Fujiyoshida City, Yamanash Japan. Prefecture and a subsidiary of Citizen Holdings Co., Ltd. Citizen Electronics is a leader in LED light sources for electronic devices and high power white LED lamps. The second generation CITILED CLL LED COB modules and the new upcoming generation CLU distinguish themselves through the combination of high lumen per watt performance combined with a perfect light quality control.

#### Mounting indicator marks overview

MechaTronix recommends the use of a high thermal conductive interface between the LED module and the LED cooler. Either thermal grease, a thermal pad or a phase change thermal pad thickness 0.1-0.15mm is recommended. Thermal pads or phase change thermal pads can be pre-applied from MechaTronix.



#### Citizen Citiled CLL032 - CLU034 - CLU036 - CLU038

##### Model names

- CLL032-xxxx
- CLU034-xxxx
- CLU036-xxxxxx
- CLU038-xxxxxx

##### Mounting

- Direct mounting with 2 self tapping screws M3 x 6mm
- Red indicator marks
- With Zhaga Book 3 LED holder
- BJB spotlight connector 47.319.2021
- Ideal Industries Chip-Lok™ holder 50-2103CT
- TE Connectivity Lumawise type Z50 2213254-1
- TE Connectivity Lumawise type Z50 2213254-2
- Mounting with 2 self tapping screws M3 x 6mm
- Green indicator marks

No.818, Dashun 2nd Rd., Sanmin Dist., Kaohsiung City 80787, Taiwan

sales@mechatronix-asia.com www.led-heatsink.com www.mechatronix-asia.com

Tel: +886-7-381-5892 Fax: +886-7-383-9293 VAT: 28600841




# MechaTronix in LED

## ModulED Mega Modular Passive Star LED Cooler ø134mm



### Mounting Options



#### Citizen Citiled CLL042 - CLU044 - CLU046 - CLU048

##### Model names

- CLL042-xxxx
- CLU044-xxxx
- CLU046-xxxxxx
- CLU048-xxxxxx

##### Mounting

- Direct mounting with 2 self tapping screws M3 x 6mm  
Blue indicator marks
- With Zhaga Book 3 LED holder  
BJB spotlight connector 47.319.2033  
Ideal Industries Chip-Lok™ holder 50-2204CT  
Mounting with 2 self tapping screws M3 x 6mm  
Green indicator marks



#### Citizen Citiled CLL052 - CLU054

##### Model names

- CLL052-xxxx
- CLU054-xxxx

##### Mounting

- Direct mounting with 2 self tapping screws M3 x 6mm  
Yellow indicator marks



#### Citizen Citiled High Intensity Type CLU710 - CLU720

##### Model names

- CLU710-1204B8
- CLU720-1206B8

##### Mounting

- Direct mounting with 2 self tapping screws M3 x 6mm  
Red indicator marks
- With Zhaga Book 3 LED holder  
BJB spotlight connector 47.319.2021  
Ideal Industries Chip-Lok™ holder 50-2103CT  
TE Connectivity Lumawise type Z50 2213254-1  
TE Connectivity Lumawise type Z50 2213254-2  
Mounting with 2 self tapping screws M3 x 6mm  
Green indicator marks



#### Citizen Citiled High Intensity Type CLU730

##### Model names

- CLU730-1210B8

##### Mounting

- Direct mounting with 2 self tapping screws M3 x 6mm  
Blue indicator marks
- With Zhaga Book 3 LED holder  
BJB spotlight connector 47.319.2033  
Ideal Industries Chip-Lok™ holder 50-2204CT  
Mounting with 2 self tapping screws M3 x 6mm  
Green indicator marks

# MechaTronix in LED

## ModulED Mega Modular Passive Star LED Cooler ø134mm



### Mounting Options

#### Cree XLamp LED Array




Cree XLamp® LEDs deliver the industry's best lighting-class performance and are application-optimized to enable the lowest system cost.

Cree's new CXA LED Arrays deliver high lumen output and efficacy in a family of single, easy-to-use components. Optimized to simplify designs and lower system cost, Cree's CXA LED arrays are available in system level performance from 300 to over 16,000 lumens and can enable applications ranging from GU10s and commercial downlights to outdoor area lighting and high-bay lighting.

#### Mounting indicator marks overview

MechaTronix recommends the use of a high thermal conductive interface between the LED module and the LED cooler. Either thermal grease, a thermal pad or a phase change thermal pad thickness 0.1-0.15mm is recommended. Thermal pads or phase change thermal pads can be pre-applied from MechaTronix.



#### Cree XLamp CXA18 / CXB18 LED Array

##### Model names

- CXA1816-xxxx
- CXB1816-xxxx
- CXA1820-xxxx
- CXB1820-xxxx
- CXA1830-xxxx
- CXB1830-xxxx
- CXA1850-xxxx

##### Mounting

- With Zhaga Book 3 LED holder  
BJB Spotlight connector 47.319.2131 (CXA/CXB1830 excluded)  
Ideal Industries Chip-Lok™ holder 550-2101CR  
TE Connectivity Lumawise type Z50 2213401-1  
TE Connectivity Lumawise type Z50 2213401-2  
Mounting with 2 self tapping screws M3 x 8mm  
Green indicator marks



#### Cree XLamp CXA25 / CXB25 LED Array

##### Model names

- CXA2520-xxxx
- CXA2530-xxxx
- CXB2530-xxxx
- CXA2540-xxxx
- CXB2540-xxxx
- CXA2590-xxxx

##### Mounting

- With Zhaga Book 3 LED holder  
BJB Spotlight connector 47.319.2141  
Ideal Industries Chip-Lok™ holder 50-2102CR  
TE Connectivity Lumawise type Z50 2213407-1  
TE Connectivity Lumawise type Z50 2213407-2  
Mounting with 2 self tapping screws M3 x 8mm  
Green indicator marks



#### Cree XLamp CXA30 / CXB30 LED Array

##### Model names

- CXA3050-xxxx
- CXB3050-xxxx
- CXA3070-xxxx
- CXB3070-xxxx

##### Mounting

- With Zhaga Book 3 LED holder  
BJB Spotlight connector 47.319.2151  
Ideal Industries Chip-Lok™ holder 50-2234C  
Mounting with 2 self tapping screws M3 x 8mm  
Green indicator marks





# MechaTronix in LED

## ModulED Mega Modular Passive Star LED Cooler ø134mm



### Mounting Options

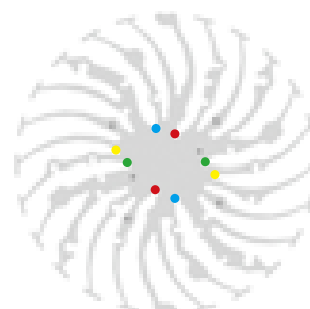
#### Edison Opto LED Modules and COB's



Edison Opto with headquarters in Chung-Ho Dist, New Taipei City, Taiwan is a professional LED manufacture with specializes in designing and producing High-power LEDs, solid state lighting applications, LED sensors and SPDIFs. In response to rapid growth of capacity demand, Edison Opto has established factories in Dongguan and Yangzhou China and subsidiaries in USA and Germany. Edison Opto COB LED modules outstand in light quality and are available in the broadest lumen and CRI range available on the market.

#### Mounting indicator marks overview

MechaTronix recommends the use of a high thermal conductive interface between the LED module and the LED cooler. Either thermal grease, a thermal pad or a phase change thermal pad thickness 0.1-0.15mm is recommended. Thermal pads or phase change thermal pads can be pre-applied from MechaTronix.



#### Edison Opto EdiPower II & EdiPower III HM series

##### Model Names 24W - 30W

- 2PHM24xxxx
- 2PHM30xxxx

##### Mounting

- Direct mounting with 2 self tapping screws M3 x 6mm  
Red indicator marks
- With Zhaga Book 3 LED holder  
BJB Spotlight connector 47.319.2021  
Ideal Industries Chip-Lok™ holder 50-2103CT  
TE Connectivity Lumawise type Z50 2213254-1  
TE Connectivity Lumawise type Z50 2213254-2  
Mounting with 2 self tapping screws M3 x 6mm  
Green indicator marks

##### Model Names 40W

- 2PHM40xxxx

##### Mounting

- Direct mounting with 2 self tapping screws M3 x 6mm  
Blue indicator marks
- With Zhaga Book 3 LED holder  
BJB spotlight connector 47.319.2033  
Ideal Industries Chip-Lok™ holder 50-2204CT  
Mounting with 2 self tapping screws M3 x 6mm  
Green indicator marks



#### Edison Opto EdiPower III HM High Power series

##### Model names

- 2PHMA2xW27P29xxx

##### Mounting

- Direct mounting with 2 self tapping screws M3 x 10mm  
Yellow indicator marks



# MechaTronix in LED

## ModuLED Mega Modular Passive Star LED Cooler ø134mm



### Mounting Options



#### Edison Opto EdiLex Spot Light Module (SLM)

##### Model Names

- 5PHR11xxxx
- 5PHR22xxxx
- 5PHV35xxxx

##### Mounting

- Direct mounting with 2 self tapping screws M3 x 10mm
- Green indicator marks

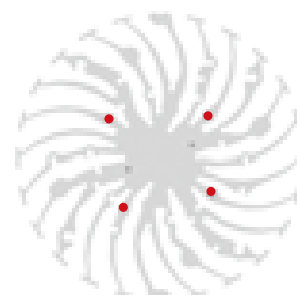
### GE Lighting LED Modules



GE Infusion™ is a game-changing technology and one of the most flexible LED lighting solutions on the market. As a designer, OEM or end-users, you can choose from an extensive selection of modules. Plus, there's the assurance of GE reliability and performance.

#### Mounting indicator marks overview

MechaTronix recommends the use of a high thermal conductive interface between the LED module and the LED cooler. Either thermal grease, a thermal pad or a phase change thermal pad thickness 0.1-0.15mm is recommended. Thermal pads or phase change thermal pads can be pre-applied from MechaTronix.



#### Infusion M-series Spot Light Modules

##### Model names

- Infusion M3000 series
- Infusion M4500 series

##### Mounting

- Twist and lock LED engine
- Mounting with GE LED collar by 4 screws M4 x 6mm or 8mm
- Red indicator marks



#### Infusion DLM-series Down Light Modules

##### Model names

- Infusion DLM3000 series
- Infusion DLM4000 series

##### Mounting

- Twist and lock LED engine
- Mounting with GE LED collar by 4 screws M4 x 6mm or 8mm
- Red indicator marks



#### Infusion NPM-series Narrow Punch Modules

##### Model names

- MP30/827/W/N
- MP30/830/W/N
- MP30/930/W/N
- MP30/840/W/N

##### Mounting

- Twist and lock LED engine
- Mounting with GE LED collar by 4 screws M4 x 6mm or 8mm
- Red indicator marks

No.818, Dashun 2nd Rd., Sanmin Dist., Kaohsiung City 80787, Taiwan

sales@mechatronix-asia.com www.led-heatsink.com www.mechatronix-asia.com

Tel: +886-7-381-5892 Fax: +886-7-383-9293 VAT: 28600841



# MechaTronix in LED

## ModulED Mega Modular Passive Star LED Cooler ø134mm



### Mounting Options

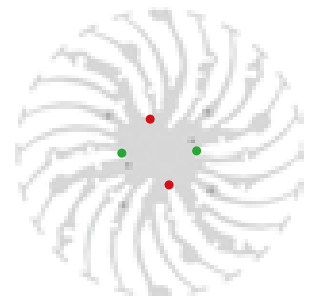
#### LG Innotek LED COB



LG Innotek is a global specialized material and component manufacturer who is making a better world through cutting edge core component technology that is leading the market and opening a smarter future through the development of new eco-friendly materials. With the world's highest production capacity as a single-factory and a solid LED business base built over more than a decade, LG Innotek's Paju LED factory produces 2 billion chips a month. Their LEMWM COB LED modules deliver a perfect lumen per watt ratio in an uncompromised lighting quality.

#### Mounting indicator marks overview

MechaTronix recommends the use of a high thermal conductive interface between the LED module and the LED cooler. Either thermal grease, a thermal pad or a phase change thermal pad thickness 0.1-0.15mm is recommended. Thermal pads or phase change thermal pads can be pre-applied from MechaTronix.



#### LG LEMWM18 17W/24W COB

##### Model names

- LEMWM18780xxxx
- LEMWM18880xxxx

##### Mounting

- With Zhaga Book 3 LED holder  
BJB Spotlight connector 47.319.2080  
Ideal Industries Chip-Lok™ holder 50-2100LG  
Mounting with 2 self tapping screws M3 x 8mm  
Green indicator marks



#### LG LEMWM28 COB

##### Model names

- LEMWM28xxxx

##### Mounting

- Direct mounting with 2 self tapping screws M3 x 6mm  
Red indicator marks
- With Zhaga Book 3 LED holder  
BJB Spotlight connector 47.319.2033  
Ideal Industries Chip-Lok™ holder 50-2204CT  
Mounting with 2 self tapping screws M3 x 8mm  
Green indicator marks



# MechaTronix in LED

## ModuLED Mega Modular Passive Star LED Cooler ø134mm



### Mounting Options

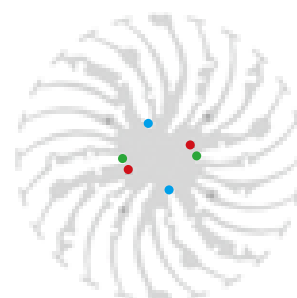
#### Lumileds LED Array & COB



Lumileds LUXEON COB is a new breakthrough in efficacy for arrays. Due to its industry leading small Light Emitting Surfaces (LES), the COB array is very easy work with and will enable easier and less expensive designs. All LUXEON COBs are available in a single 3-step as well as a single 5-step MacAdam Ellipse, ensuring uniform optical performance in the application. Ideal applications include down lights and directional lamps.

#### Mounting indicator marks overview

MechaTronix recommends the use of a high thermal conductive interface between the LED module and the LED cooler. Either thermal grease, a thermal pad or a phase change thermal pad thickness 0.1-0.15mm is recommended. Thermal pads or phase change thermal pads can be pre-applied from MechaTronix.



#### Luxeon COB 1205 - 1208

##### Model names

- Luxeon COB LHC1-xxxx-1205
- Luxeon COB LHC1-xxxx-1208

##### Mounting

- Direct mounting with 2 screws M3 x 6mm  
Red indicator marks
- With Zhaga Book 3 LED holder  
BJB spotlight connector 47.319.2011  
Ideal Industries Chip-Lok™ holder 50-2100SH  
TE Connectivity Lumawise type Z50 2213130-1  
TE Connectivity Lumawise type Z50 2213130-2  
Mounting with 2 self tapping screws M3 x 6mm  
Green indicator marks



#### Luxeon COB 1211

##### Model names

- Luxeon COB LHC1-xxxx-1211

##### Mounting

- Direct mounting with 2 self tapping screws M3 x 6mm  
Blue indicator marks
- With Zhaga Book 3 LED holder  
BJB spotlight connector 47.319.2033  
Ideal Industries Chip-Lok™ holder 50-2204CT  
Mounting with 2 self tapping screws M3 x 6mm  
Green indicator marks



#### Luxeon COB 1216

##### Model names

- Luxeon COB LHC1-xxxx-1216

##### Mounting

- Direct mounting with 2 self tapping screws M3 x 6mm  
Blue indicator marks
- With Zhaga Book 3 LED holder  
BJB spotlight connector 47.319.2033  
Ideal Industries Chip-Lok™ holder 50-2204CT  
Mounting with 2 self tapping screws M3 x 6mm  
Green indicator marks





# MechaTronix in LED

## ModulED Mega Modular Passive Star LED Cooler ø134mm



### Mounting Options

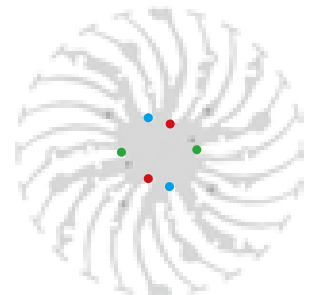
#### Luminus COB Arrays



Patented, high performance Luminus LEDs are the brightest and most versatile solid state light sources available today, redefining the solid state lighting landscape by enabling the adoption of LED technology into emerging markets. Luminus technology is used in commercial and industrial lighting fixtures, theatrical lighting, projectors, signs, medical equipment, UV curing... just about anywhere a bright, efficient, reliable, long-life light source is needed.

#### Mounting indicator marks overview

MechaTronix recommends the use of a high thermal conductive interface between the LED module and the LED cooler. Either thermal grease, a thermal pad or a phase change thermal pad thickness 0.1-0.15mm is recommended. Thermal pads or phase change thermal pads can be pre-applied from MechaTronix.




#### Luminus Xnova COB Array

##### Model names

- CHM-11

##### Mounting

- Direct mounting with 2 self tapping screws M3 x 6mm  
Red indicator marks
- With Zhaga Book 3 LED holder  
BJB spotlight connector 47.319.2021  
Mounting with 2 self tapping screws M3 x 6mm  
Green indicator marks




#### Luminus Xnova COB Array

##### Model names

- CHM-14 (Acxx)

##### Mounting

- Direct mounting with 2 self tapping screws M3 x 6mm  
Red indicator marks
- With Zhaga Book 3 LED holder  
BJB spotlight connector 47.319.2021  
Mounting with 2 self tapping screws M3 x 6mm  
Green indicator marks



#### Luminus Xnova COB Array

##### Model names

- CLM-22
- CXM-22
- CHM-22

##### Mounting

- Direct mounting with 2 self tapping screws M3 x 6mm  
Blue indicator marks
- With Zhaga Book 3 LED holder  
BJB spotlight connector 47.319.2033  
TE Connectivity Lumawise type Z50 2213480-1  
Mounting with 2 self tapping screws M3 x 6mm  
Green indicator marks





# MechaTronix in LED

## ModulED Mega Modular Passive Star LED Cooler ø134mm



### Mounting Options

#### Lustrous LED COB

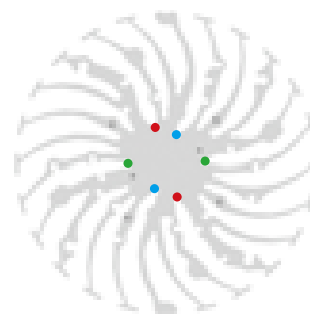
### LUSTROUS

Green Technology of Lighting

LUSTROUS unique Chip-on-Board (COB) packaging technology of High Power LED leads the core competence of LUSTROUS. COB packaging technology shows excellent thermal management and high efficiency performance. One of the benefits of COB is bright, uniform light output. The excellent low thermal resistance is achieved through state of the art COB technology on highly conductive substrates. This enables low junction temperatures at chip level for much higher efficiencies.

#### Mounting indicator marks overview

MechaTronix recommends the use of a high thermal conductive interface between the LED module and the LED cooler. Either thermal grease, a thermal pad or a phase change thermal pad thickness 0.1-0.15mm is recommended. Thermal pads or phase change thermal pads can be pre-applied from MechaTronix.



#### Lustrous Lustron LL613F - LL620F LED COB

##### Model names

- Lustron LL613F1206-xxx
- Lustron LL620F1208-xxx

##### Mounting

- Direct mounting with 2 self tapping screws M3 x 6mm  
Red indicator marks
- With Zhaga Book 3 LED holder  
BJB spotlight connector 47.319.2021  
Ideal Industries Chip-Lok™ holder 50-2103CT  
Mounting with 2 self tapping screws M3 x 8mm  
Green indicator marks

#### Lustrous Lustron LL660D LED COB

##### Model names

- Lustron LL660D1210-xxx

##### Mounting

- Direct mounting with 2 self tapping screws M3 x 6mm  
Blue indicator marks
- With Zhaga Book 3 LED holder  
BJB spotlight connector 47.319.2033  
Ideal Industries Chip-Lok™ holder 50-2204CT  
Mounting with 2 self tapping screws M3 x 8mm  
Green indicator marks

# MechaTronix in LED

## ModuLED Mega Modular Passive Star LED Cooler ø134mm



### Mounting Options

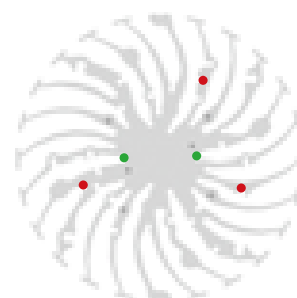
### Osram PrevaLED LED Modules



With the PrevaLED Core and PrevaLED Core AC, Osram leads the path of versatile LED light modules interchangeable according Zhaga book 3 specifications. With an initial color binning below 3 steps Mc Adam, a wide range of lumen packages from 1.100lm all the way up to 5.000lm and a broad availability of color temperatures, the Osram PrevaLED Core found it's strive in high-end shop and down light applications with an uncompromised lighting quality.

#### Mounting indicator marks overview

MechaTronix recommends the use of a high thermal conductive interface between the LED module and the LED cooler. Either thermal grease, a thermal pad or a phase change thermal pad thickness 0.1-0.15mm is recommended. Thermal pads or phase change thermal pads can be pre-applied from MechaTronix.



#### Osram PrevaLED Core Z3

##### Model names

- PL-CORE-3000-xxx-Z3
- PL-CORE-5000-xxx-Z3

##### Mounting

- Direct mounting with 2 self tapping screws M3 x 10mm
- Green indicator marks



#### Osram PrevaLED Core Z4

##### Model names

- PL-CORE-Z4-3000-xxx
- PL-CORE-Z4-4500-xxx
- PL-CORE-Z4-5000-xxx

##### Mounting

- Direct mounting with 2 self tapping screws M3 x 10mm
- Green indicator marks



#### Osram PrevaLED Cube G2

##### Model names

- PL-CUBE-1100-xxx-0.35A-G2
- PL-CUBE-2000-xxx-0.5A-G2
- PL-CUBE-3000-xxx-0.7A-G2

##### Mounting

- Direct mounting with 3 self tapping screws M3 x 10mm
- Red indicator marks



#### Osram PrevaLED Cube AC

##### Model names

- LEP-CUB-AC-xxx-G1
- PL-CUBE-AC-2000-xxx-G2
- PL-CUBE-AC-3000-xxx-G2

##### Mounting

- Direct mounting with 3 self tapping screws M3 x 10mm
- Red indicator marks

# MechaTronix in LED

## ModulED Mega Modular Passive Star LED Cooler ø134mm



### Mounting Options

#### Osram Opto Semiconductors LED COB


**OSRAM**

Opto Semiconductors

Osram SOLERIQ® LEDs are designed to meet the requirements of professional indoor general lighting applications. Large flux output, small light emitting surfaces, variation, CRI greater than 80 and easy to use Chip-on-Board technology support easy and creative lighting design. These properties make SOLERIQ® LED COB modules a high efficient, high-quality and price-performance-optimized solution for all demanding and at the same time cost-conscious lighting manufactures and designers.

#### Mounting indicator marks overview

MechaTronix recommends the use of a high thermal conductive interface between the LED module and the LED cooler. Either thermal grease, a thermal pad or a phase change thermal pad thickness 0.1-0.15mm is recommended. Thermal pads or phase change thermal pads can be pre-applied from MechaTronix.



#### Osram Soleriq P13 LED COB

##### Model names

- GW MAGMB1.EM
- GW MAGMB1.CM

##### Mounting

- With Zhaga Book 3 LED holder  
Ideal Industries Chip-Lok™ holder 50-2101CR  
Mounting with 2 self tapping screws M3 x 8mm  
Green indicator marks



#### Osram Soleriq S19 LED COB

##### Model names

- GW-KAHLB1-xxxx

##### Mounting

- With Zhaga Book 3 LED holder  
BJB spotlight connector 47.319.2170  
TE Connectivity Lumawise type Z50 2213407-1  
TE Connectivity Lumawise type Z50 2213407-2  
Mounting with 2 self tapping screws M3 x 8mm  
Green indicator marks



#### Osram Soleriq E30 LED COB

##### Model names

- GW KAJRB2.EM-STTQ-xxxx
- GW KAJRB2.EM-TPTR-xxxx

##### Mounting

- With Zhaga Book 3 LED holder  
BJB spotlight connector 47.319.2090  
Mounting with 2 self tapping screws M3 x 8mm  
Green indicator marks



# MechaTronix in LED

## ModuLED Mega Modular Passive Star LED Cooler ø134mm



### Mounting Options

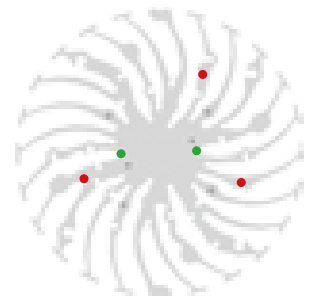
#### Philips LED Modules

## PHILIPS

The third Philips Fortimo LED SLM generation is the ideal solution for spot lighting fixtures and highly efficient compact down light luminaires. It is specifically designed for the retail market showcasing retail merchandise in bright and vivid light. This generation is equipped with new Chip-On-Board (COB) LED technology. This technology enables the creation of the most efficient point source Philips LED system available.

#### Mounting indicator marks overview

MechaTronix recommends the use of a high thermal conductive interface between the LED module and the LED cooler. Either thermal grease, a thermal pad or a phase change thermal pad thickness 0.1-0.15mm is recommended. Thermal pads or phase change thermal pads can be pre-applied from MechaTronix.



#### Philips Fortimo SLM GEN3 / GEN4 LED Modules

##### Model names

- Fortimo LED SLM 4000 G3
- Fortimo LED SLM 4500 G3
- Fortimo LED SLM 4500 G4

##### Mounting

- Direct mounting with 2 self tapping screws M3 x 6mm
- Green indicator marks



#### Philips Fortimo DLM GEN5 LED Modules

##### Model names

- Fortimo DLM 3000 G5
- Fortimo DLM 5000 G5

##### Mounting

- Direct mounting with 3 self tapping screws M3 x 8mm
- Red indicator marks

# MechaTronix in LED

## ModuLED Mega Modular Passive Star LED Cooler ø134mm



### Mounting Options

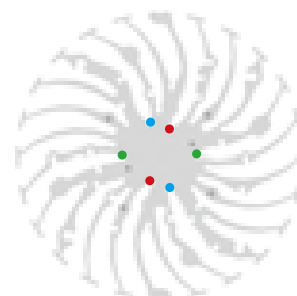
#### Prolight Opto LED COB's



Founded in October 2004, Prolight Opto Technology Corporation is a professional manufacturer of LED packaging, dedicated to the research, development, and manufacturing of mid-to-high-power, high reliability LED packages. Prolight Opto continually invests over 6% of sales revenue in R&D and patents. With own package patents from the US and Taiwan they insure a wide range of LED emitters in the smallest foot prints and COB LED modules with perfect thermal management and high density lumen output.

#### Mounting indicator marks overview

MechaTronix recommends the use of a high thermal conductive interface between the LED module and the LED cooler. Either thermal grease, a thermal pad or a phase change thermal pad thickness 0.1-0.15mm is recommended. Thermal pads or phase change thermal pads can be pre-applied from MechaTronix.



#### Prolight Opto BI series PABA COB

##### Model names

- PABA-35xxx-xxxx
- PABA-50xxx-xxxx

##### Mounting

- With Zhaga Book 3 LED holder  
BJB spotlight connector 47.319.2040  
Mounting with 2 self tapping screws M3 x 6mm  
Green indicator marks




#### Prolight Opto CF series PACF COB

##### Model names

- PACF-57xxx-xxxx

##### Mounting

- Direct mounting with 2 self tapping screws M3 x 6mm  
Red indicator marks
- With Zhaga Book 3 LED holder  
BJB Spotlight connector 47.319.2021  
TE Connectivity Lumawise type Z50 2213254-1  
TE Connectivity Lumawise type Z50 2213254-2  
Mounting with 2 self tapping screws M3 x 6mm  
Green indicator marks




#### Prolight Opto CG series PACG COB

##### Model names

- PACG-110xxx-xxxx

##### Mounting

- Direct mounting with 2 self tapping screws M3 x 6mm  
Blue indicator marks
- With Zhaga Book 3 LED holder  
BJB spotlight connector 47.319.2033  
Mounting with 2 self tapping screws M3 x 6mm  
Green indicator marks






# MechaTronix in LED

## ModulED Mega Modular Passive Star LED Cooler ø134mm



### Mounting Options



#### Prolight Opto CII series PACC COB

##### Model names

- PACC-18xxx-xxxx

##### Mounting

- Direct mounting with 2 self tapping screws M3 x 6mm  
Red indicator marks
- With Zhaga Book 3 LED holder  
BJB Spotlight connector 47.319.2021  
TE Connectivity Lumawise type Z50 2213254-1  
TE Connectivity Lumawise type Z50 2213254-2  
Mounting with 2 self tapping screws M3 x 6mm  
Green indicator marks



#### Prolight Opto CIII series PACD COB

##### Model names

- PACD-40xxx-xxxx

##### Mounting

- Direct mounting with 2 self tapping screws M3 x 6mm  
Blue indicator marks
- With Zhaga Book 3 LED holder  
BJB spotlight connector 47.319.2033  
Mounting with 2 self tapping screws M3 x 6mm  
Green indicator marks

# MechaTronix in LED

## ModuLED Mega Modular Passive Star LED Cooler ø134mm



### Mounting Options

#### Seoul Semiconductor LED COB

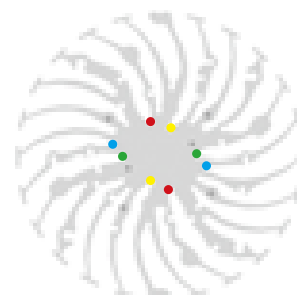


SEOUL SEMICONDUCTOR

The new Seoul Semiconductor ZC series Chip-On-Board (COB) LED Arrays offer high lumen density and efficacies of up to 140lm/W in a single, easy-to-use LED component family. Available in all major color temperatures from 2700K up to 6000K, these high flux packages deliver system level performance of 700 lumens to over 6,000 lumens. The new ZC series family is available in a single 3-step MacAdam Ellipse binning, ensuring excellent color consistency with minimum CRI options of 70, and 80 combining high quality of light with high efficacy.

#### Mounting indicator marks overview

MechaTronix recommends the use of a high thermal conductive interface between the LED module and the LED cooler. Either thermal grease, a thermal pad or a phase change thermal pad thickness 0.1-0.15mm is recommended. Thermal pads or phase change thermal pads can be pre-applied from MechaTronix.



#### Seoul Semiconductor ZC 18 LED COB

##### Model names

- SDW03F1C
- SDW83F1C
- SDW93F1C

##### Mounting

- Direct mounting with 2 self tapping screws M3 x 6mm  
Yellow indicator marks
- With Zhaga Book 3 LED holder  
BJB Spotlight connector 47.319.2021  
Ideal Industries Chip-Lok™ holder 50-2103CT  
TE Connectivity Lumawise type Z50 2213254-1  
TE Connectivity Lumawise type Z50 2213254-2  
Mounting with 2 self tapping screws M3 x 6mm  
Green indicator marks



#### Seoul Semiconductor ZC25 / ZC 40 / ZC 60 LED COB

##### Model names

- SDW04F1C
- SDW84F1C
- SDW94F1C
- SDW05F1C
- SDW85F1C
- SDW95F1C
- SDW06F1C
- SDW86F1C
- SDW96F1C

##### Mounting

- Direct mounting with 2 self tapping screws M3 x 6mm  
Red indicator marks
- With Zhaga Book 3 LED holder  
BJB spotlight connector 47.319.2033  
Ideal Industries Chip-Lok™ holder 50-2204CT  
Mounting with 2 self tapping screws M3 x 6mm  
Green indicator marks




#### Seoul Semiconductor ZC 100 LED COB

##### Model names

- SDW07F1C
- SDW87F1C
- SDW97F1C

##### Mounting

- Direct mounting with 2 self tapping screws M3 x 6mm  
Blue indicator marks



# MechaTronix in LED

## ModulED Mega Modular Passive Star LED Cooler ø134mm



### Mounting Options



#### Seoul Semiconductor ACrich AC Zhaga LED COB

##### Model names

- ACrich AC Zhaga COB 30W

##### Mounting

- Direct mounting with 2 self tapping screws M3 x 6mm  
Green indicator marks


### Sharp LED Modules & COB

# SHARP

Sharp Zenigata Chip on Board (COB) technology leverages 40 years of LED expertise to help your products outshine the competition with some of the highest brightness-per-watt in the industry. Sharp's new Mega Zenigata 50W – 80W modules take traditional, high-power lighting applications head on with power-saving LED alternatives. Sharp Devices Europe has launched an important new portfolio of LED modules dubbed INTERMO. The Standard INTERMO is a Zhaga Book 3 form-factor module, which ensures compatibility with a large eco-system of third-party products.

#### Mounting indicator marks overview

MechaTronix recommends the use of a high thermal conductive interface between the LED module and the LED cooler. Either thermal grease, a thermal pad or a phase change thermal pad thickness 0.1-0.15mm is recommended. Thermal pads or phase change thermal pads can be pre-applied from MechaTronix.



#### Sharp INTERMO Standard / Slim LED Modules

##### Model names

- GW7MMCxxGZC - 3000 lm
- GW7MGDxxGZC - 3000 lm
- GW7MMDxxGZC - 4000 lm
- GW7MGExxGZC - 4000 lm
- GW7MMExxGZC - 5000 lm

##### Mounting

- Direct mounting with 2 self tapping screws M3 x 6mm  
Green indicator marks

# MechaTronix in LED

## ModuLED Mega Modular Passive Star LED Cooler ø134mm



### Mounting Options



#### Sharp Mega Zenigata 25-40W / 35-50W / 50-80W LED COB

##### Model names

- GW5DxCxxM04
- GW6DxCxxNFC
- GW6DxDxxNFC
- GW5DxExxMR5
- GW6DxExxNFC

##### Mounting

- With Zhaga Book 3 LED holder
- BJB spotlight connector 47.319.2011
- Ideal Industries Chip-Lok™ holder 50-2100SH
- Mounting with 2 self tapping screws M3 x 6mm
- Green indicator marks



#### Sharp Tiger Zenigata 25W LED COB

##### Model names

- GW6TGCBG40C

##### Mounting

- With Zhaga Book 3 LED holder
- BJB spotlight connector 47.319.2051
- Mounting with 2 self tapping screws M3 x 6mm
- Green indicator marks

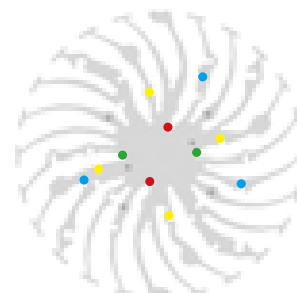
## Tridonic LED Modules and COB



With the TALEXX LED products Tridonic gives you the confidence that your chosen lighting solution will give you precisely the results you want. Thanks to Tridonic's many years of experience in product development they have been able to raise the quality of light from their LEDs to new levels. The production series have an exceptionally constant light color so they guarantee a uniform and crystal clear color appearance. In addition to high efficiency and balanced distribution of light Tridonic offers you impressive robustness in the latest generation of their products and the resultant long life will save you maintenance and repair costs.

#### Mounting indicator marks overview

MechaTronix recommends the use of a high thermal conductive interface between the LED module and the LED cooler. Either thermal grease, a thermal pad or a phase change thermal pad thickness 0.1-0.15mm is recommended. Thermal pads or phase change thermal pads can be pre-applied from MechaTronix.



#### TALEXX Stark SLE GEN3 19 - 23 Select / Classic / Food / Art

##### Model names

- STARK-SLE-G3-19-xxx
- STARK-SLE-G3-23-xxx

##### Mounting

- Direct mounting with 2 self tapping screws M3 x 8mm
- Green indicator marks

No.818, Dashun 2nd Rd., Sanmin Dist., Kaohsiung City 80787, Taiwan

sales@mechatronix-asia.com www.led-heatsink.com www.mechatronix-asia.com

Tel: +886-7-381-5892 Fax: +886-7-383-9293 VAT: 28600841




# MechaTronix in LED

## ModuLED Mega Modular Passive Star LED Cooler ø134mm



### Mounting Options



#### TALEXX Stark SLE GEN3 Mini LES-17 Select / Classic

##### Model names

- STARK-SLE-PURE-G3-17-xxx

##### Mounting

- Direct mounting with 2 self tapping screws M3 x 8mm  
Red indicator marks
- With Zhaga Book 3 LED holder  
BJB Spotlight connector 47.319.2021  
Mounting with 2 self tapping screws M3 x 8mm  
Green indicator marks



#### TALEXXmodule SLE GEN4 15mm Excite / Advanced

##### Model names

- SLE G4 15mm 2000lm xxx x EXC/ADV

##### Mounting

- With Zhaga Book 3 LED holder  
BJB Spotlight connector 47.319.2021  
Ideal Industries Chip-Lok™ holder 50-2103CT  
TE Connectivity Lumawise type Z50 2213254-1  
TE Connectivity Lumawise type Z50 2213254-2  
Mounting with 2 self tapping screws M3 x 8mm  
Green indicator marks



#### TALEXXmodule SLE GEN4 15mm D50 - 19mm - 23mm Excite / Advanced

##### Model names

- SLE G4 15mm 2000lm xxx H EXC/ADV D50
- SLE G4 19mm 3000lm xxx x EXC/ADV
- SLE G4 23mm 5000lm xxx x EXC/ADV

##### Mounting

- Direct mounting with 2 self tapping screws M3 x 8mm  
Green indicator marks



#### TALEXXmodule SLE GEN4 23mm Essence

##### Model names

- SLE G4 23mm 5000lm xxx R SNC

##### Mounting

- Direct mounting with 2 self tapping screws M3 x 8mm  
Green indicator marks



# MechaTronix in LED

## ModuLED Mega Modular Passive Star LED Cooler ø134mm



### Mounting Options



#### TALEX module SLE GEN5 15mm Excite / Advanced

##### Model names

- SLE G5 15mm 2000lm xxx x EXC/ADV
- SLE G5 15mm 3000lm xxx x EXC/ADV
- SLE G5 15mm 4000lm xxx x EXC/ADV
- SLE G5 15mm 5000lm xxx x EXC/ADV

##### Mounting

- With Zhaga Book 3 LED holder
- BJB Spotlight connector 47.319.2021
- Ideal Industries Chip-Lok™ holder 50-2103CT
- TE Connectivity Lumawise type Z50 2213254-1
- TE Connectivity Lumawise type Z50 2213254-2
- Mounting with 2 self tapping screws M3 x 8mm
- Green indicator marks



#### TALEX module SLE GEN5 19mm - 23mm Excite / Advanced

##### Model names

- SLE G5 19mm 5000lm xxx x EXC/ADV
- SLE G5 23mm 6000lm xxx x EXC/ADV

##### Mounting

- Direct mounting with 2 self tapping screws M3 x 8mm
- Green indicator marks



#### TALEX Stark DLE GEN2 & TALEX module DLE GEN3

##### Model names

- STARK DLE GEN2 CLASSIC - 2000
- STARK DLE GEN2 CLASSIC - 3000
- DLE-G2-LES65-1100-XXX-AC
- DLE-G2-LES65-2000-XXX-AC
- DLE G3 65mm 2000lm xxx x EXC
- DLE G3 65mm 3000lm xxx x EXC
- DLE G3 65mm 2000lm xxx x ADV
- DLE G3 65mm 3000lm xxx x ADV

##### Mounting

- Direct mounting with 3 self tapping screws M3 x 8mm
- Blue indicator marks



#### TALEX module Stark FLE GEN1

##### Model names

- STARK-FLE-G1-30-xxx
- STARK-FLE-G1-40-xxx

##### Mounting

- Direct mounting with 4 self tapping screws M3 x 6mm
- Yellow indicator marks

# MechaTronix in LED

## ModuLED Mega Modular Passive Star LED Cooler ø134mm



### Mounting Options



#### TALEX STARK SLE GEN6 15mm D50 Advanced

##### Model names

- SLE G6 15mm 3000lm XXX H ADV D50

##### Mounting

- Direct mounting with 2 self tapping screws M3 x 6mm  
Green indicator marks



#### TALEX STARK SLE GEN6 17mm D50 Advanced

##### Model names

- SLE G6 17mm 4000lm XXX H ADV D50

##### Mounting

- Direct mounting with 2 self tapping screws M3 x 6mm  
Green indicator marks



#### TALEX STARK SLE GEN6 19mm Advanced

##### Model names

- SLE G6 19mm 5000lm XXX X ADV

##### Mounting

- Direct mounting with 2 self tapping screws M3 x 6mm  
Green indicator marks



#### TALEX STARK SLE GEN6 23mm Advanced

##### Model names

- SLE G6 23mm 6000lm XXX X ADV

##### Mounting

- Direct mounting with 2 self tapping screws M3 x 6mm  
Green indicator marks

# MechaTronix in LED

## ModulED Mega Modular Passive Star LED Cooler ø134mm



### Mounting Options

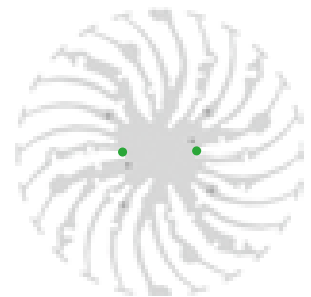
#### Vossloh Schwabe LED Modules



Vossloh-Schwabe is an independent brand within the Panasonic Group responsible for the global development of the business area "Components for light technology". Panasonic employs 367,000 members of staff with an annual turnover of 76.75 billion Euros (8692.7 billion yen) and is represented throughout the world by more than 634 companies or representations in Asia, America and Europe. The Vossloh Schwabe Luga Shop LED modules are ideal solution for high-end luminaire designs where quality stands at the first place.

#### Mounting indicator marks overview

MechaTronix recommends the use of a high thermal conductive interface between the LED module and the LED cooler. Either thermal grease, a thermal pad or a phase change thermal pad thickness 0.1-0.15mm is recommended. Thermal pads or phase change thermal pads can be pre-applied from MechaTronix.



#### Luga Shop 2014 LED modules

##### Model names

- WU-M-484 / WU-M-461
- WU-M-485 / WU-M-462
- WU-M-486 / WU-M-464

##### Mounting

- Direct mounting with 2 self tapping screws M3 x 10mm
- Green indicator marks



#### Luga Shop 2014 Kit LED COB

##### Model names

- DMS128
- DMS158

##### Mounting

- With Luga Shop Kit holder
- Mounting with 2 self tapping screws M3 x 6mm
- Green indicator marks

# MechaTronix in LED

## ModulED Mega Modular Passive Star LED Cooler ø134mm



### Mounting Options



#### Luga Shop C 2016 COB 3000lm - 15000lm

##### Model names

- DMC12CxxxF
- DMC18CxxxF

##### Mounting

- With Luga Shop C holder 559164
- Mounting with 2 self tapping screws M3 x 6mm
- Green indicator marks

##### Model names

- DMC18QxxxF

##### Mounting

- With LED holder
- Bender+Wirth LED holder 458-45610/TYP M1 HV
- Mounting with 4 self tapping screws M3 x 6mm
- Red indicator marks

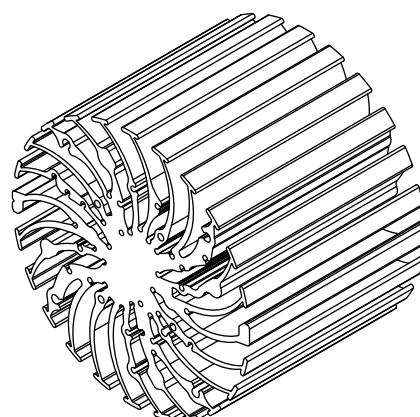

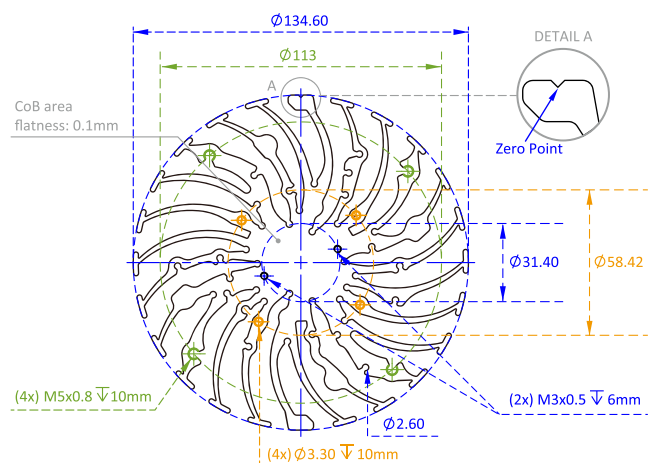
# MechaTronix in LED

## ModuLED Mega Modular Passive Star LED Cooler ø134mm



### Drawings & Dimensions

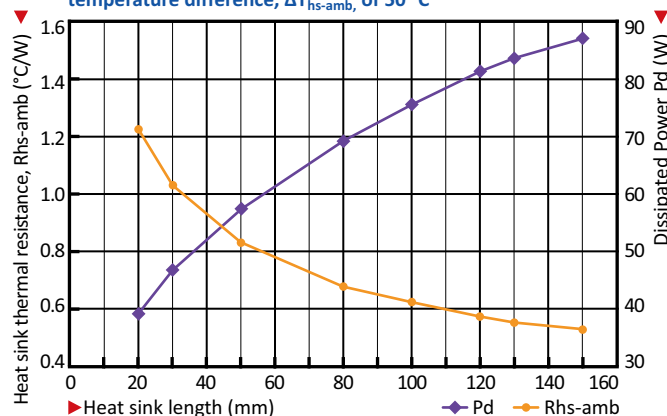
#### Example: ModuLED Mega 134100



### Thermal Data

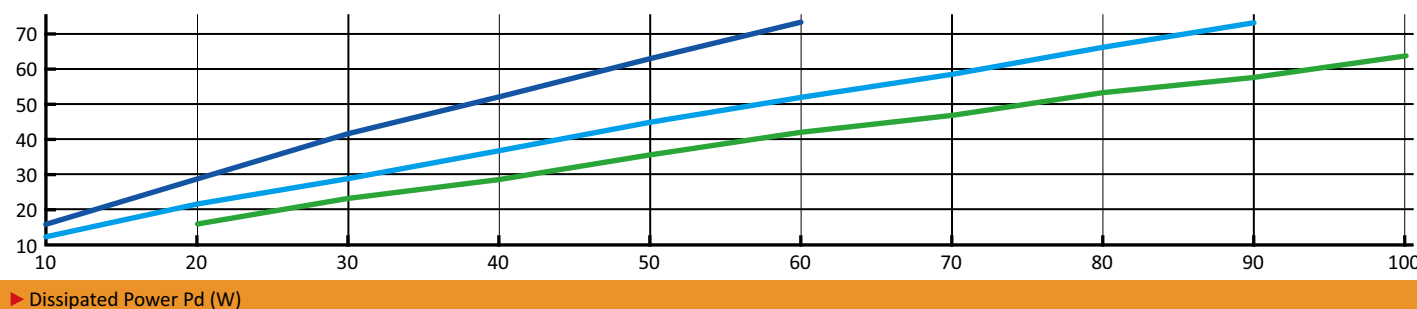
Pd = Pe x (1-ηL)	Heat sink to ambient thermal resistance R <sub>hs-amb</sub> (°C/W)			Heat sink to ambient temperature rise T <sub>hs-amb</sub> (°C)		
	ModuLED Mega 13420	ModuLED Mega 13450	ModuLED Mega 134100	ModuLED Mega 13420	ModuLED Mega 13450	ModuLED Mega 134100
10	1.70	1.20	-	17	12	-
20	1.45	1.05	0.80	29	21	16
30	1.37	0.97	0.77	41	29	23
40	1.30	0.93	0.73	52	37	29
50	1.26	0.90	0.70	63	45	35
60	1.22	0.87	0.68	73	52	41
70	-	0.84	0.67	-	59	47
80	-	0.83	0.66	-	66	53
90	-	0.81	0.64	-	73	58
100	-	-	0.63	-	-	63

ModuLED Mega performance data at a heat sink to ambient temperature difference, ΔT<sub>hs-amb</sub>, of 50 °C



Heat sink to ambient temperature rise T<sub>hs-amb</sub> (°C)

ModuLED Mega 13420 ModuLED Mega 13450 ModuLED Mega 134100



Dissipated Power Pd (W)