

## 30W DALI + PUSH Dimming power supply



■ Approve



### Features

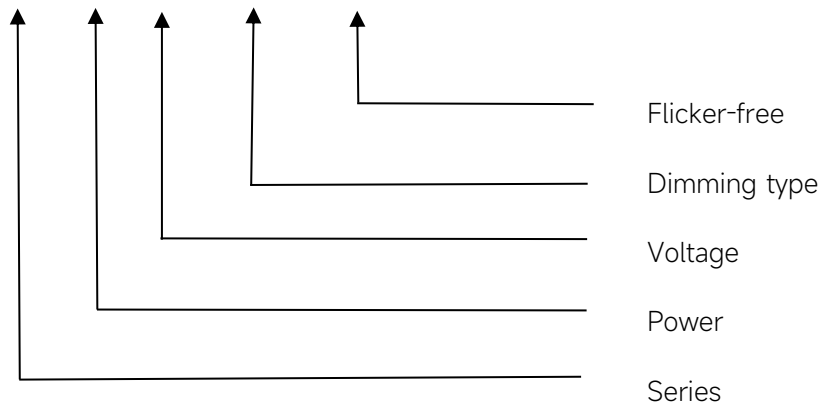
- Class I, SELV, Independant
  - Input Voltage 220-240VAC
  - Protections: SCP/OLP/OVP/OTP
  - Power Factor : 0.95(Typ.)
  - Efficiency : 85%(Typ.)
  - Support DALI-2,Push Dimming
  - 5 years warranty
  - IP20
- Applications
- Strips light

### ◆ Description

MS-30-24 DALI-2 LI is an 30W constant Voltage LED driver that operates from 176-264Vac input with 24V output voltage. With it's compact dimensions from 280x30x21 mm. It is easy to integrate in LED strips products. To ensure trouble-free operation, protection is provided against output short circuit and over Load.

### ◆ Model code

#### MS-30-24 DALI-2 LI



## ◆ Specification

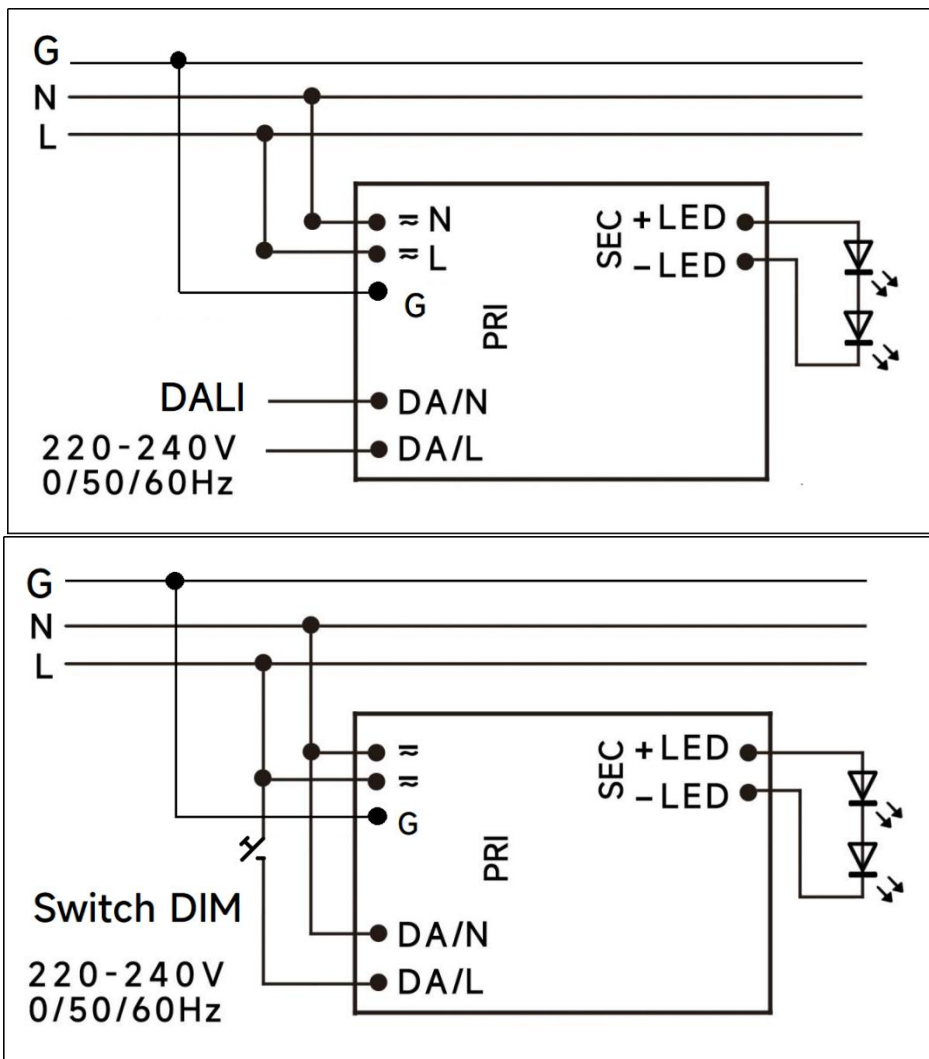
Output	Constant Voltage	24VDC
	Current Range	0-1.25A
	Voltage Accuracy	±3%
	Output HF current ripple(≥1KHz)	±3%
	Output LF current ripple(≤120Hz)	±3%
	SVM	≤0.4
	Pst	≤1
	Efficiency(Typ.)	≥85%@Full load,230V
Input	Rated input voltage	220-240VAC
	Range of input voltage	198-264VAC
	Rated input voltage(DC)	220-240VDC
	Range input voltage(DC)	198-280VDC
	Frequency(Hz)	0/50/60 Hz
	Displacement factor	≥0.9
	Power Factor	≥0.95@Full load,230V
	Input Current max	0.21A
	Start-up time	< 0.5 S
	No Load Power	≤0.5W
	Standby Power	≤0.5W@DALI OFF signal is in effect
	Network standby power	≤0.5W
	THD (Typ.)	< 10% @Full load,230V
Dimming	Dimming	YES
	Dimming mode	DALI-2 IEC 62386-101,102,207 & Push
	Dimming depth	1%
	Dimming current range	1-100%
Protection	Over Load Protection	103-150% rated output power YES/Auto Resume
	Over Voltage Protection	Protection type: Auto Resume
	Short circuit Protection	YES/Auto Resume
	Over Temperature Protection	YES/Auto Resume
Environment	Operating Temperature	-20°C...+60°C
	Humidity	20%-90%RH
	Tc	85°C
	Storage Temperature	-25°C...+50°C
	Life time	≥50,000h@Tc=85°C, full load
	Ripple&Noise	≤25dB(A)@30cm
Surface	Dimension	280x30x21(LXWXH)mm

standards	EN 61347-1; EN61347-2-13; EN62384; EN55015; EN61000-3-2 ; EN61000-3-3; EN 61547	
Others	ErP	EU 2019/2020
	RoHS	RoHS (2011/65/EU) (EU)2015/863
Note	1.All parameters not specially mentioned are measured at 230VAC input , full load and 25°C of ambient temperature. 2.Ripple & Noise are measured at 20MHz of bandwidth by using a 300mm twisted pair-wire terminated with a 0.1uF & 47 uF parallel capacitor. 3.The DC input for this product is only used for emergency lighting and applies to functional and safety requirements, EMC is not considered.	

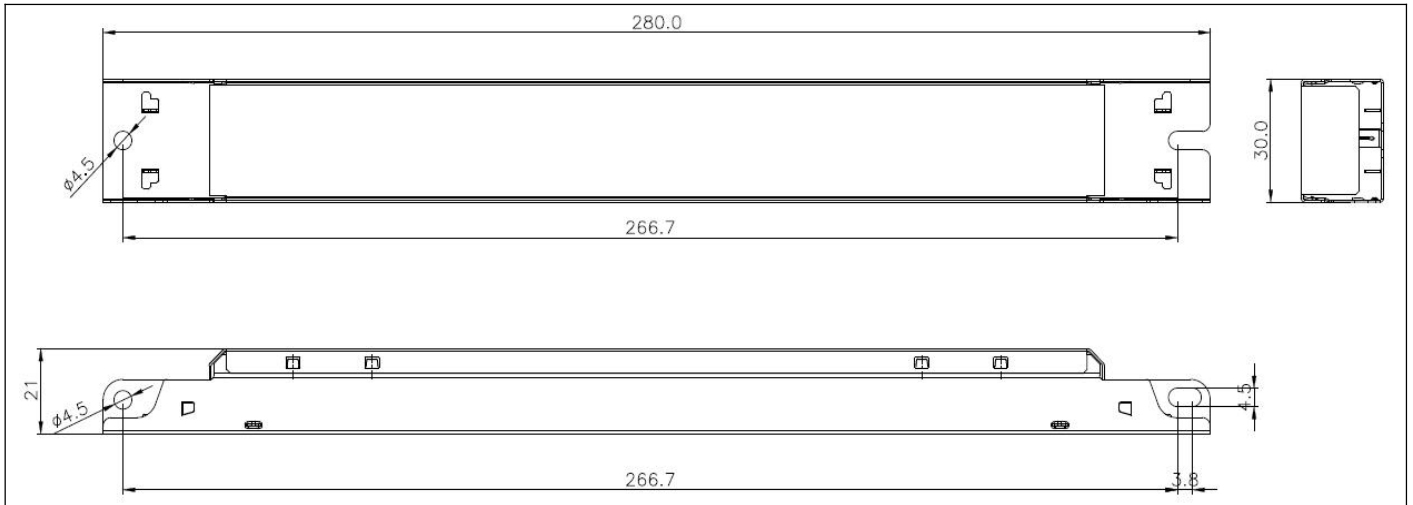
## ◆ Circuit Breaker

I <sub>peak</sub>	T <sub>width</sub>	B10	B16	B20	C10	C16	C20
20.4A	224μs	17pcs	28pcs	35pcs	29pcs	47pcs	59pcs

## ◆ Wiring diagram



### ◆ 2D diagram



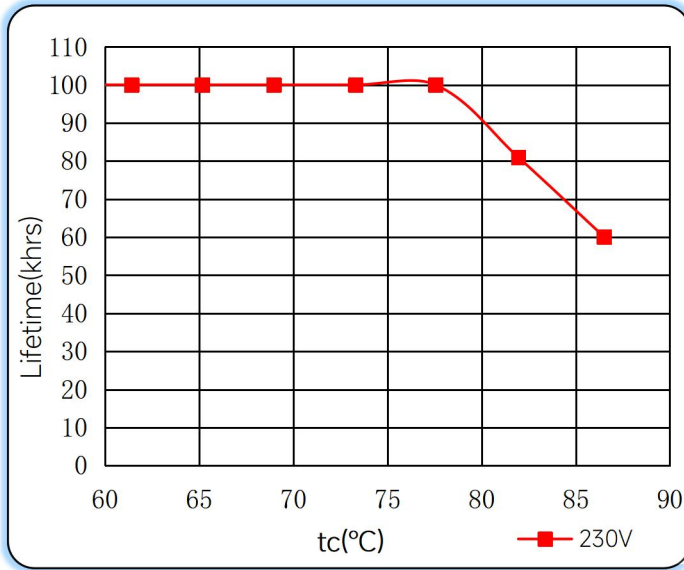
### ◆ Wiring & Connections

Specification item		Value (Unit )
Input	Input wire cross-section	0.5...1.5 mm <sup>2</sup> (With A side caps: 0.75...1.5 mm <sup>2</sup> )
	Input wire gauge.	16...20 AWG (With A side caps: 16...22 AWG )
	Input wire strip length	7...9mm
Output	Output wire cross-section	0.5...1.5 mm <sup>2</sup> (With A side caps: 0.75...1.5 mm <sup>2</sup> )
	Output wire gauge.	16...20 AWG (With A side caps: 16...22 AWG )
	Output wire strip length	7...9mm

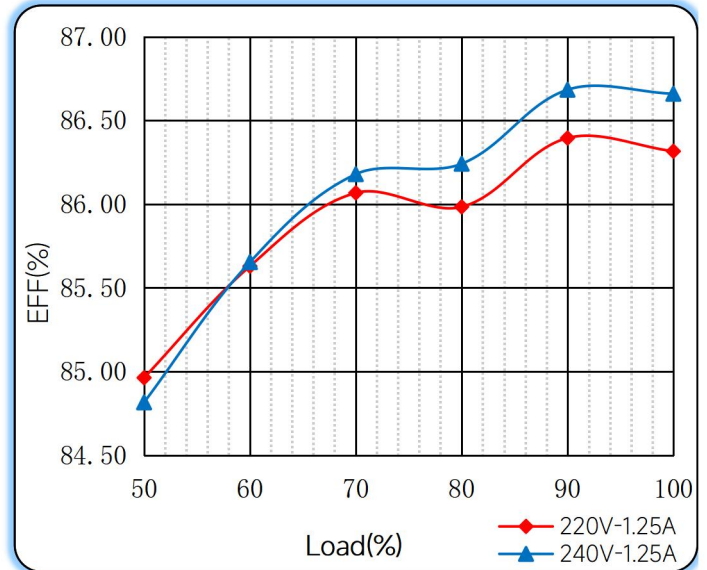
Note: Solid wire is risky to use on an angled terminal. Stranded wire is recommended for this kind of use.

◆ **Curve for MS-30-24 DALI-2 LI**

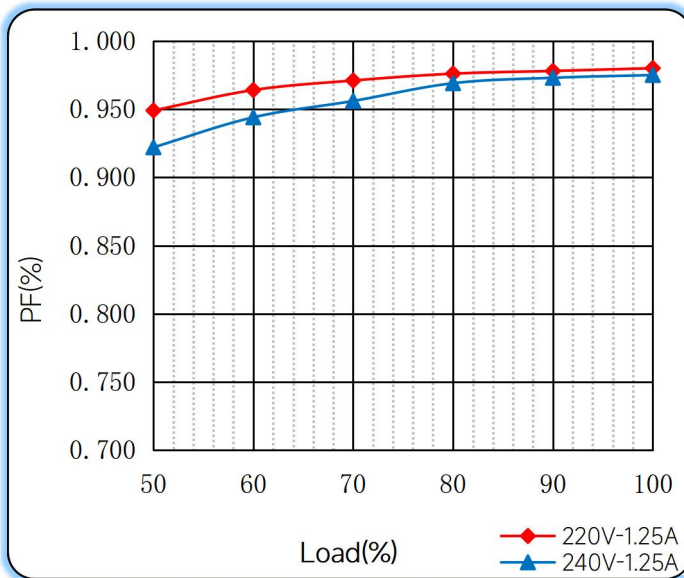
Lifetime vs. Temperature Curve



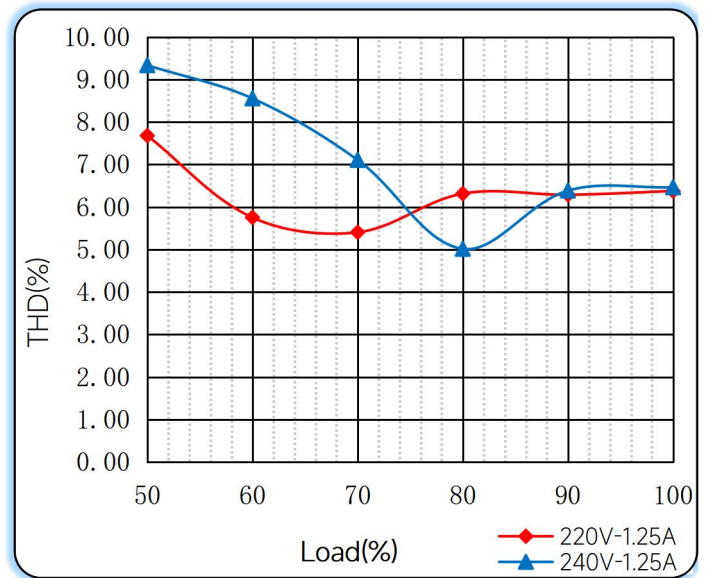
Efficiency vs. Load



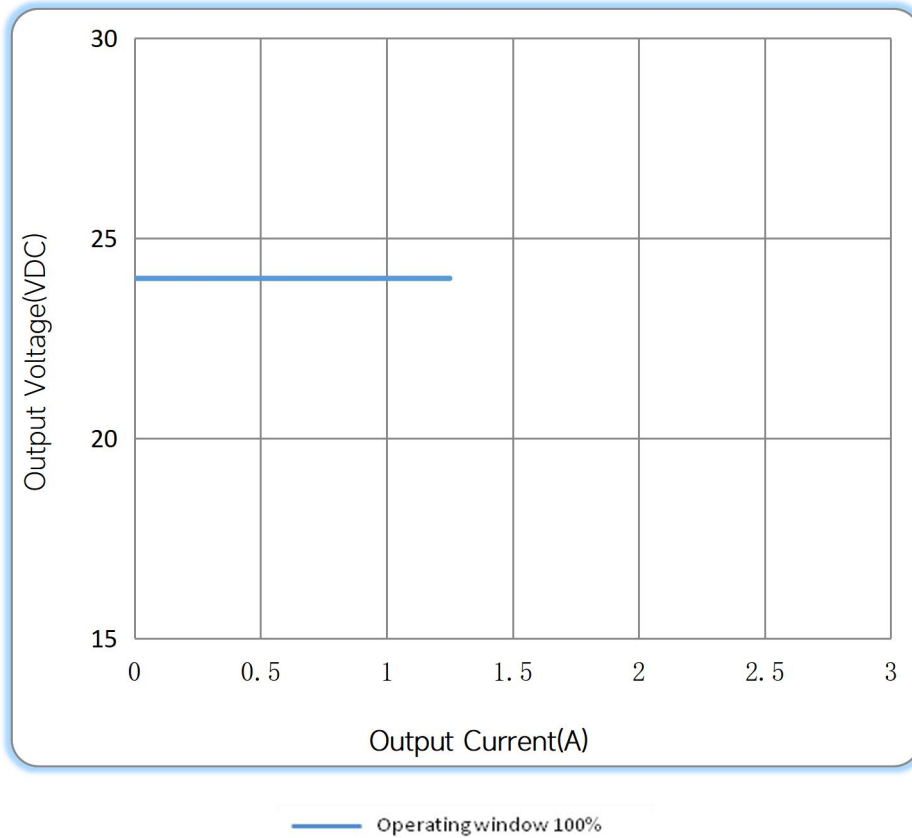
Power Factor Characteristics



THD vs. Load



◆ **Operating window**



◆ **Revision Updates**

ITEM	BEFORE	AFTER	VERSION	DATE
Initial			A	2023/04/24
Standby Power	≤0.5W	≤0.5W@DALI OFF signal is in effect	B	2023/05/05
Tc	75°C	85°C	C	2023/10/09

Remark: The final interpretation of the contents of the specification belongs to Eaglerise Electric & Electronic (China) Co., Ltd.

Tel: +86-0757-86256822, +86-0757-86256831

E-mail: sales@eaglerise.com

Website : <https://lighting.eaglerise.com>



EAGLERISE



Manual