

16W Constant Voltage-SH Series



■ Approve

CE SELV

Features

- Class II, SELV, built-in
- Input Voltage 100-240VAC
- Protections: SCP/OLP/OTP
- Power Factor 0.85C
- Efficiency $\geq 83\%$ @ 24VDC/ $\geq 76\%$ @12VDC
- 5 years warranty

Applications

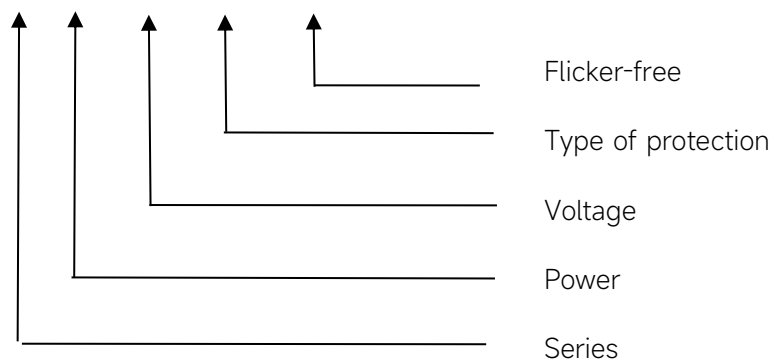
- LED strips

◆ Description

SH-16-xx IP44 MB is a 16W constant voltage LED driver that operates from 90-264Vac input with 12V or 24V output voltage. With its dimensions from 90.5 x 40 x 26mm it is easy to integrate in LED strips products. To ensure trouble-free operation, protection is provided against output short circuit, over Load and over temperature.

◆ Model code

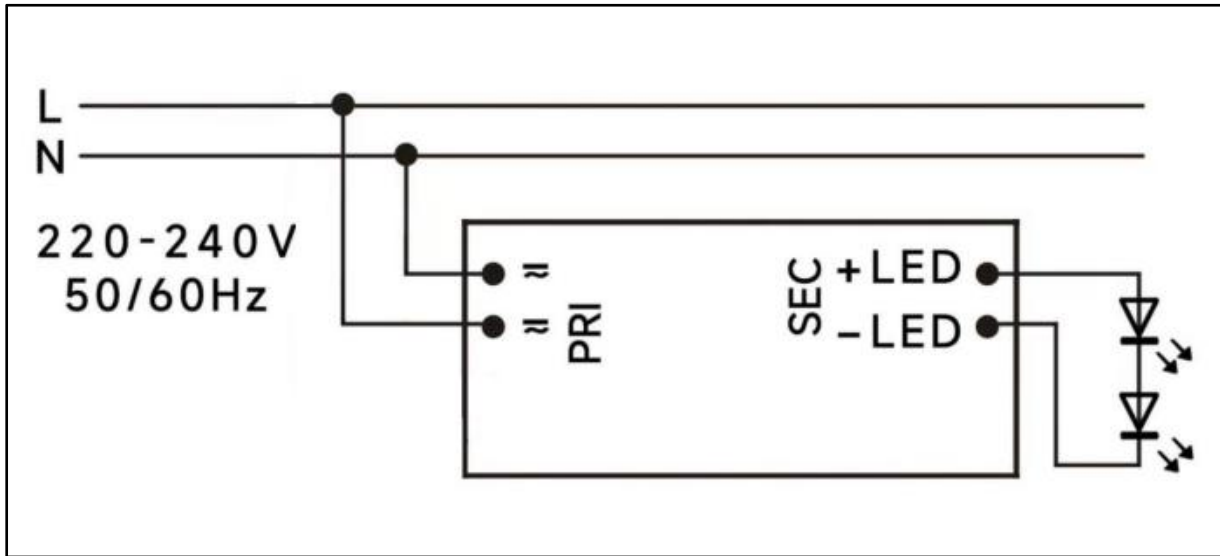
SH-16-XX IP44 MB



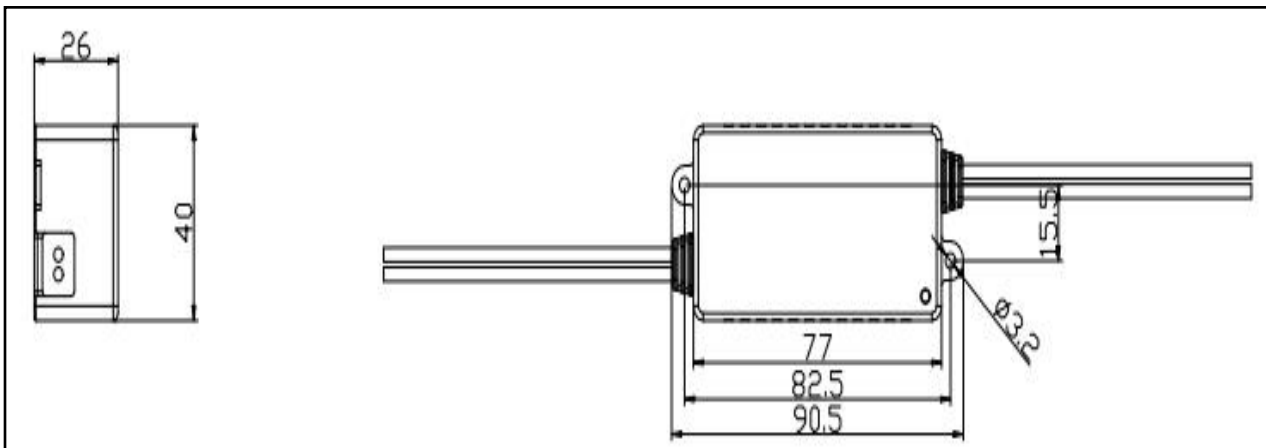
◆ Specification

Output	Constant Voltage	12VDC	24VDC
	Current Range	0-1.25A	0-0.625A
	Voltage Accuracy	±5%	
	Output HF current ripple(≥1KHz)	≤±3%	
	Output LF current ripple(≤120Hz)	≤±3%	
	SVM	≤0.4	
	Pst	≤1	
	Efficiency(Typ.)	≥76%	≥83%
Input	Rated input voltage	100-240VAC	
	Range of input voltage	90-264VAC	
	Frequency(Hz)	50/60 Hz	
	Displacement factor	≥0.7	
	Power Factor	0.85C	
	Input Current max	0.15A MAX.	
	Start-up time	< 0.5S	
	No Load Power	≤0.5W	
	THD (Typ.)	<50%	
Protection	Over Load Protection	105-150% YES/Auto Resume	
	Short circuit Protection	YES/Auto Resume	
	Over Temperature Protection	YES/Auto Resume	
Environment	Operating Temperature	-20°C~+45°C	
	Humidity	20%-90%RH	
	Tc	85°C	
	Storage Temperature	-20°C~+60°C	
	Life time	> 50000h@Tc=80°C	
Surface	Dimension	90.5x40x26(LXWXH)mm	
standards	EN 61347-1; EN61347-2-13; EN62384; EN55015; EN61000-3-2 ; EN61000-3-3; EN 61547;		
Others	ErP	EU 2019/2020	
	RoHS	RoHS (2011/65/EU) (EU)2015/863	
Note	1.All parameters NOT specially mentioned are measured at 230VAC input , full load and 25°C of ambient temperature. 2.Ripple & Noise are measured at 20MHz of bandwidth by using a 300mm twisted pair-wire terminated with a 0.1uF & 47 uF parallel capacitor.		

◆ Wiring diagram

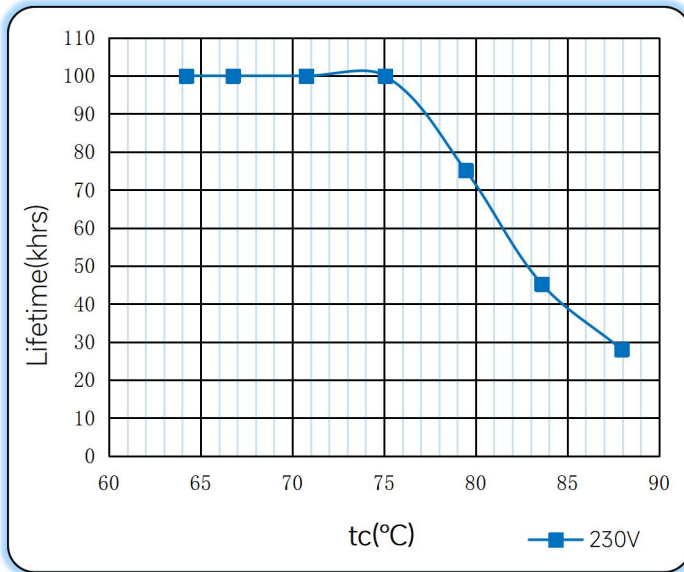


◆ 2D diagram

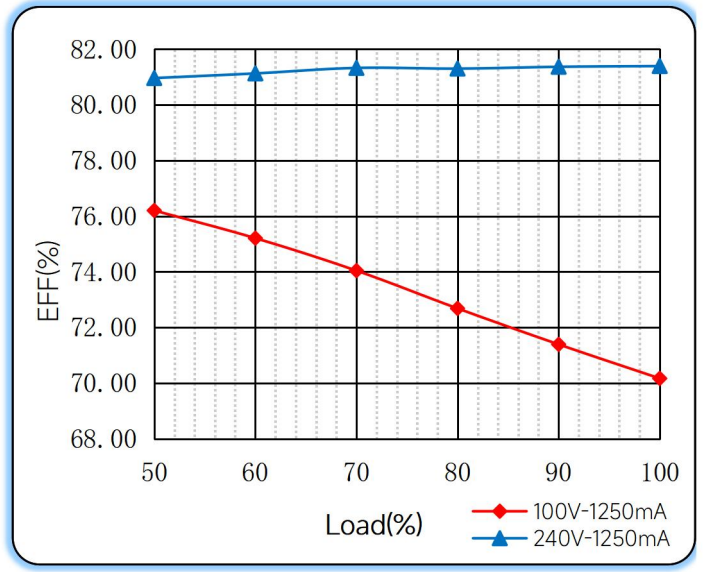


◆ **Curve for SH-16-12 IP44 MB**

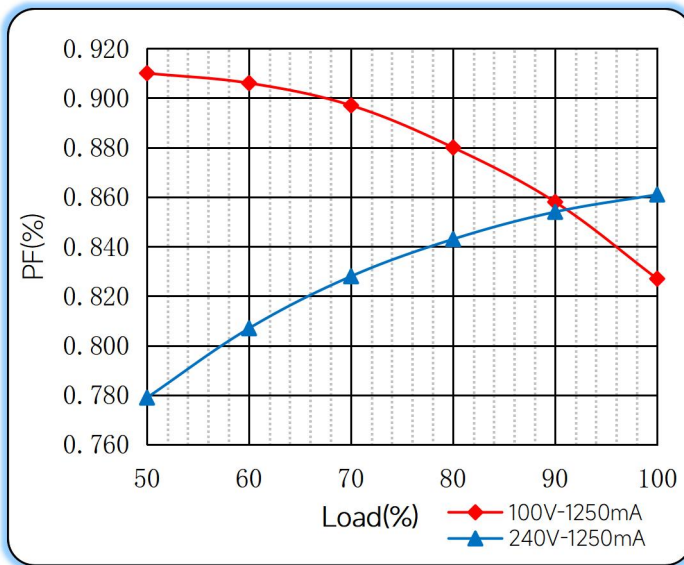
Lifetime vs. Temperature Curve



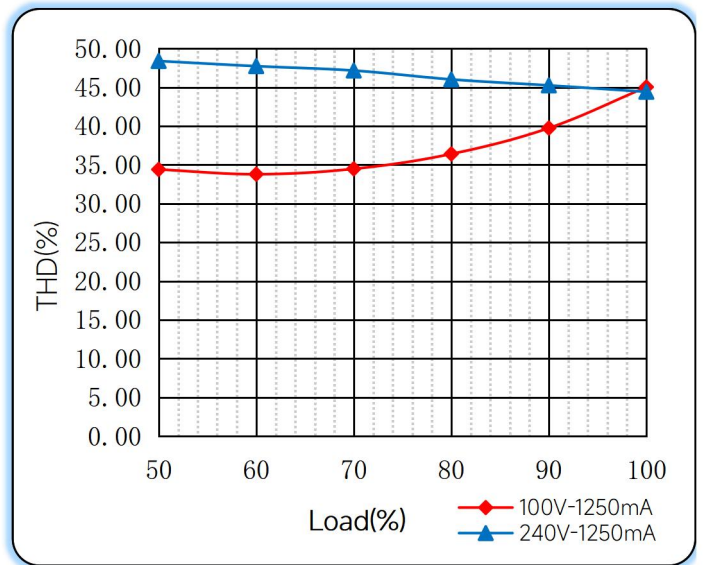
Efficiency vs. Load



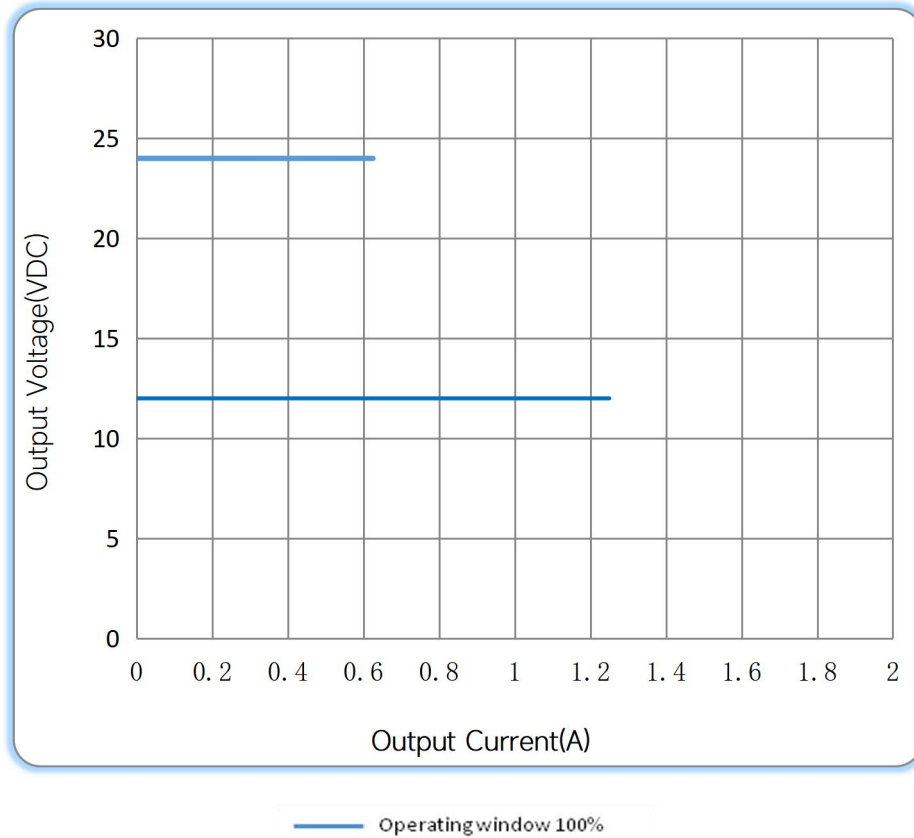
Power Factor Characteristics



THD vs. Load



◆ Operating window



◆ Revision Updates

ITEM	BEFORE	AFTER	VERSION	DATE
Initial			A	2022/05/15

Tel: +86-0757-86256822, +86-0757-86256831

E-mail: sales@eaglerise.com

Website : <https://lighting.eaglerise.com>



EAGLERISE



Manual