

45W Constant Voltage-SS Series



■ Approve



Features

- Class II, SELV, built-in
- Input Voltage 220-240VAC
- Protections: SCP/OLP/OVP/OTP
- Power Factor 0.9C
- Efficiency $\geq 85\%$
- 5 years warranty
- IP20

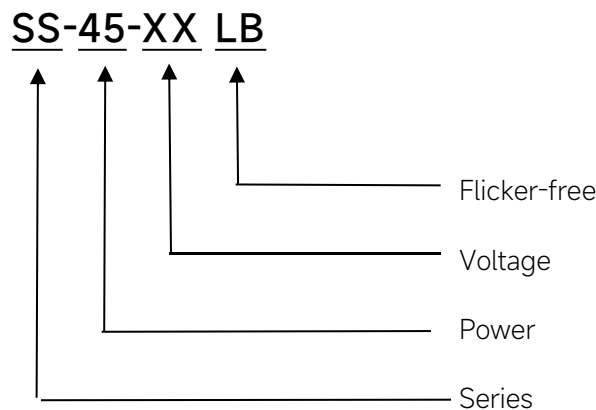
Applications

- LED strips

◆ Description

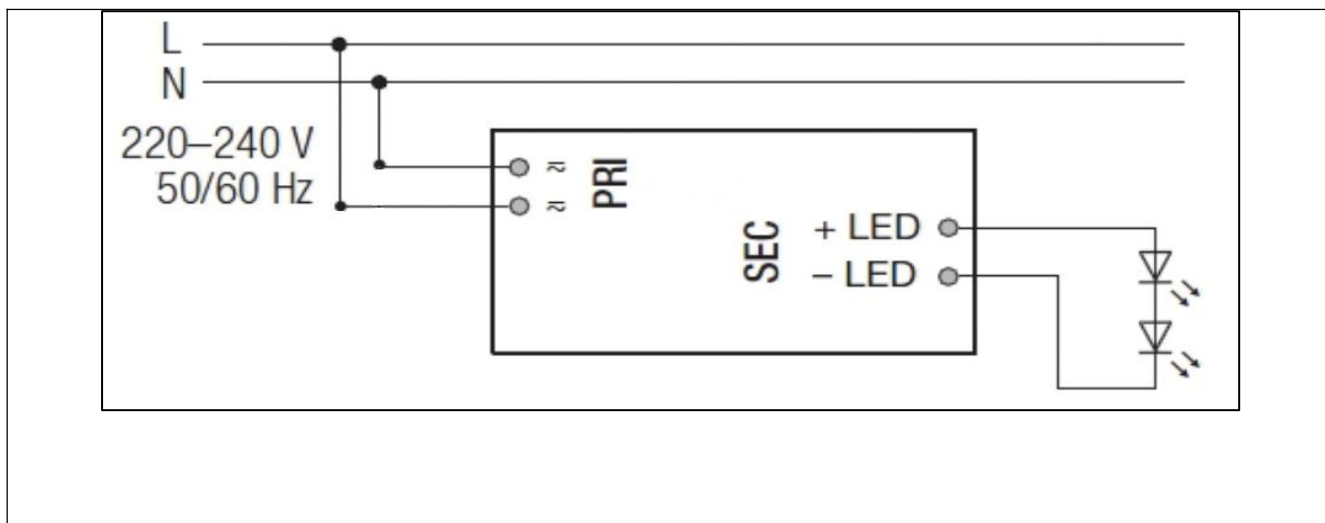
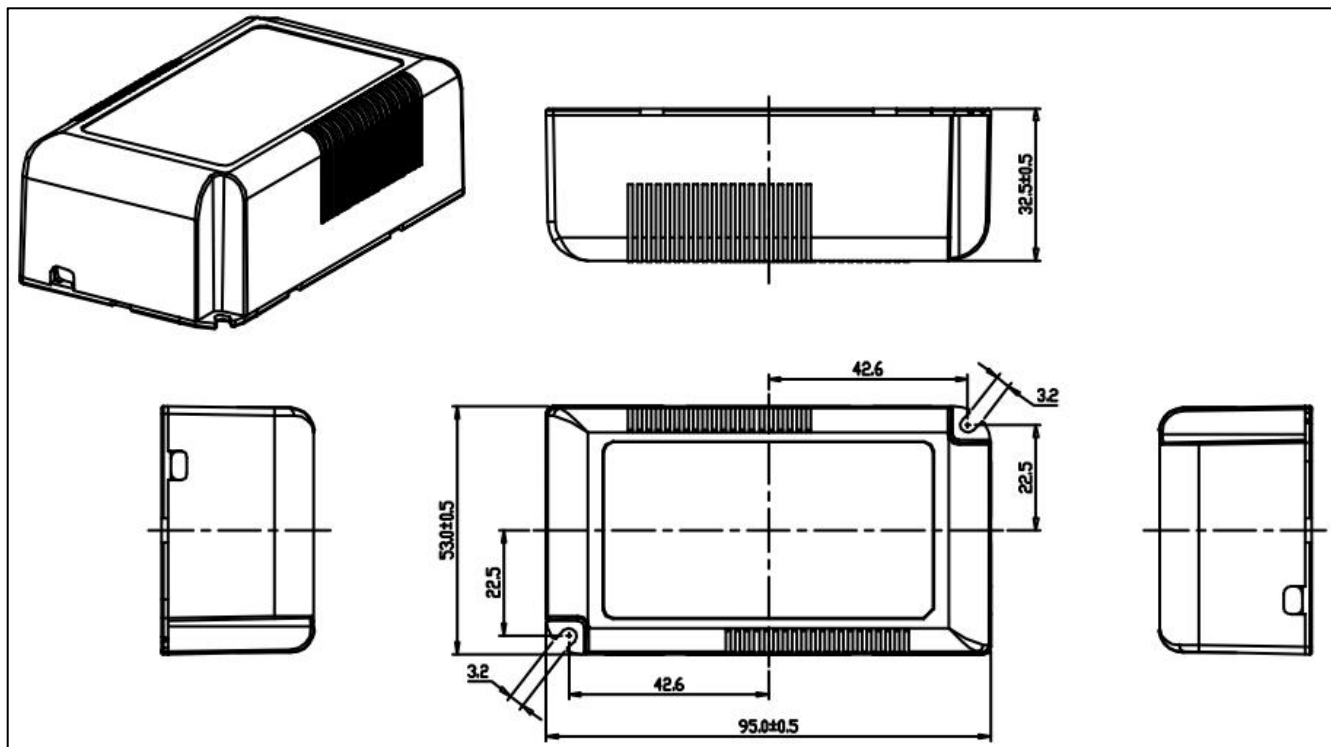
SS-45-XX LB is a 45W constant voltage LED driver that operates from 198-264Vac input with 12V or 24V output voltage. With its compact dimensions from 95 x 53 x 32.5 mm it is easy to integrate in LED strips products. To ensure trouble-free operation, protection is provided against output short circuit, over Load and over temperature.

◆ Model code



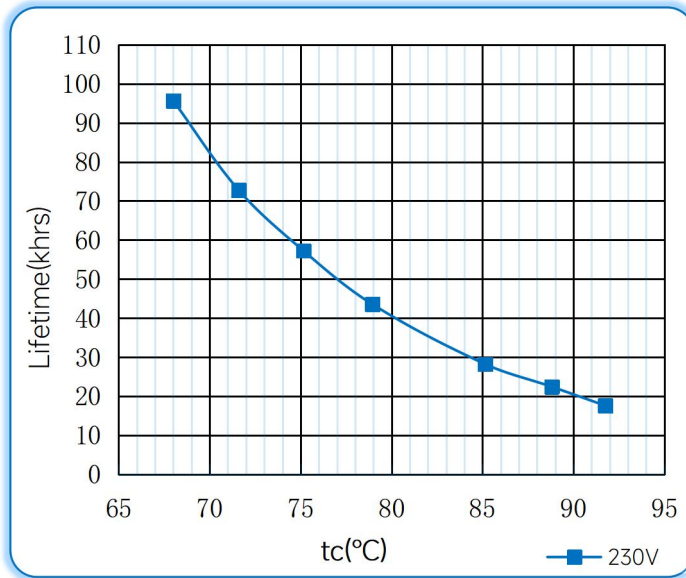
◆ Specification

Output	Constant Voltage	12VDC	24VDC
	Current Range	0-3.75A	0-1.88A
	Voltage Accuracy	±2%	
	Output HF current ripple(≥1KHz)	±5%	
	Output LF current ripple(≤120Hz)	±3%	
	Efficiency(Typ.)	≥85%	
Input	Rated input voltage	220-240VAC	
	Range of input voltage	198-264VAC	
	Rated input voltage(DC)	176-280VDC	
	Frequency(Hz)	0/50/60 Hz	
	Power Factor	0.9C@Full Load, 240VAC	
	Input Current max	0.3A MAX. @Full Load,198VAC	
	Start-up time	< 0.5S	
	No Load Power	≤0.5W	
	THD (Typ.)	< 15%@Full Load, 240VAC	
Protection	Over Load Protection	105-150%	
		YES/Auto Resume	
	Over Voltage Protection	> 12.6VDC	> 25.2VDC
		YES/Auto Resume	
Short circuit Protection	YES/Auto Resume		
Over Temperature Protection	YES/Auto Resume		
Environment	Operating Temperature	-20°C~+45°C	
	Humidity	20%-60%RH	
	Tc	85°C	
	Storage Temperature	-20°C...+60°C	
	Life time	> 50000h@Tc=75°C	
Surface	Dimension	95X53X32.5(LXWXH)mm	
standards	EN 61347-1; EN61347-2-13; EN62384; EN55015; EN61000-3-2 ; EN61000-3-3; EN 61547;		
Others	ErP	EU 2019/2020	
	RoHS	RoHS (2011/65/EU) (EU)2015/863	
Note	<p>1.All parameters NOT specially mentioned are measured at 240VAC input , full load and 25°C of ambient temperature.</p> <p>2.Ripple & Noise are measured at 20MHz of bandwidth by using a 300mm twisted pair-wire terminated with a 0.1uF & 47 uF parallel capacitor.</p>		

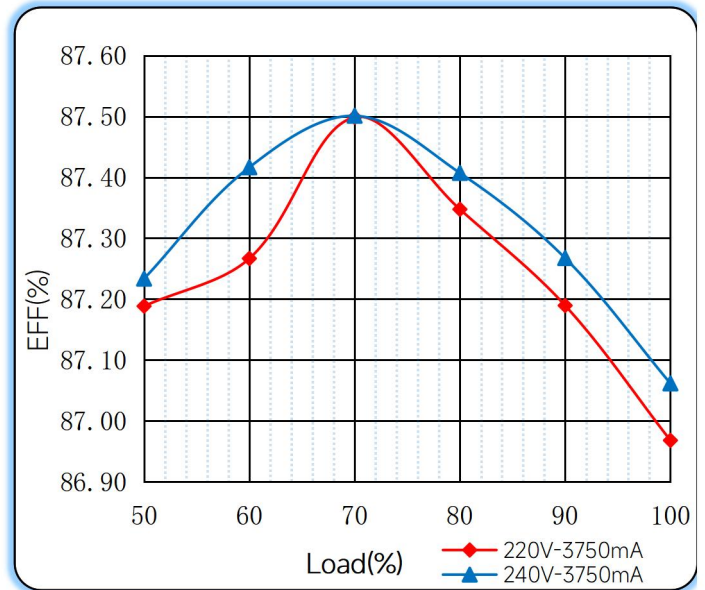
◆ Wiring diagram

◆ 2D diagram


◆ Curve for SS-45-12 LB

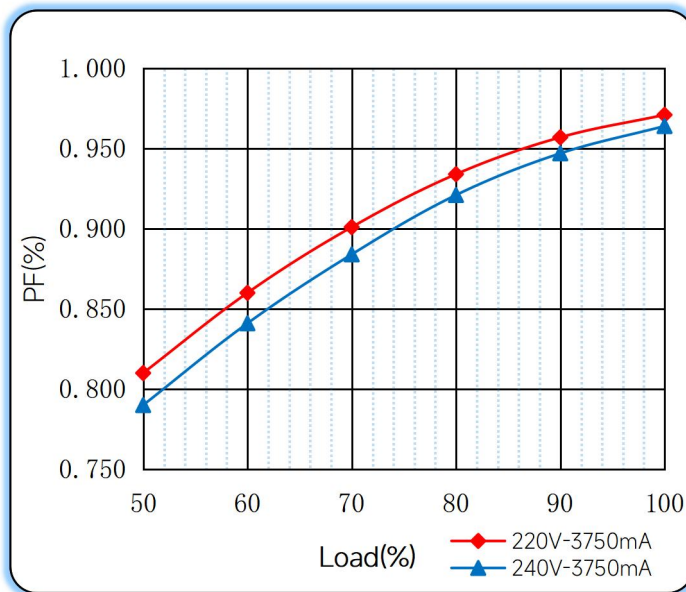
Lifetime vs. Temperature Curve



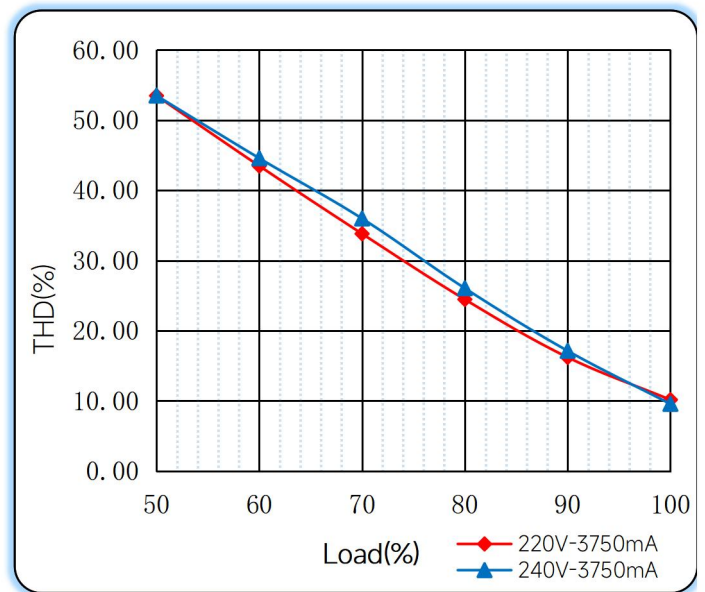
Efficiency vs. Load



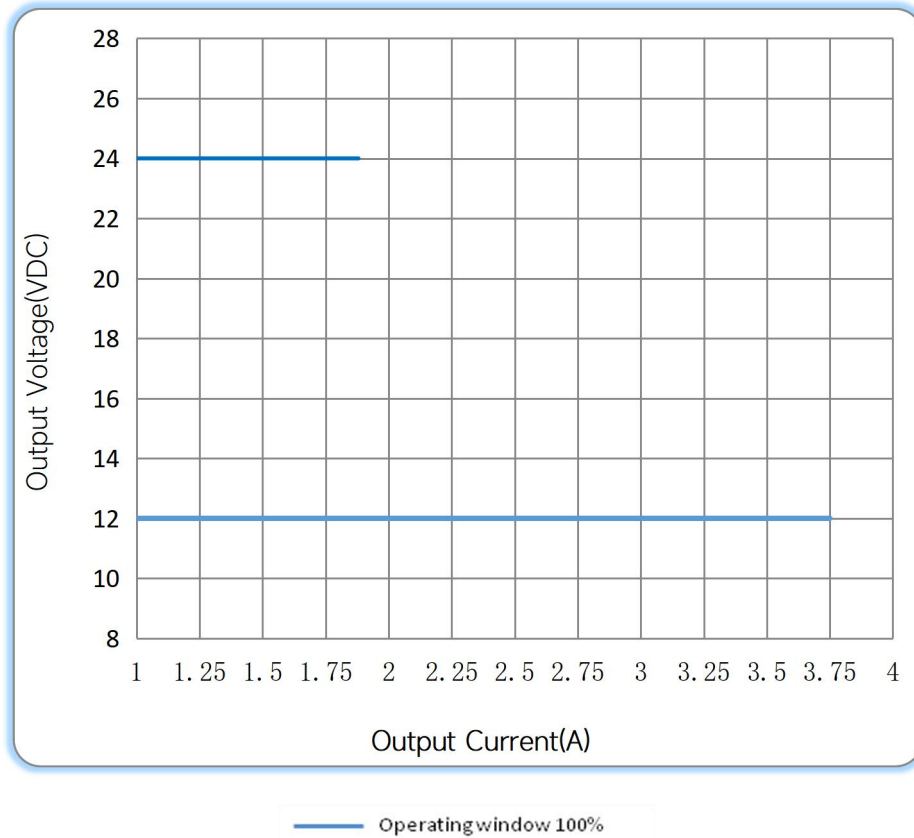
Power Factor Characteristics



THD vs. Load



◆ Operating window



◆ Revision Updates

ITEM	BEFORE	AFTER	VERSION	DATE
Initial			A	2022/05/15

Tel: +86-0757-86256822, +86-0757-86256831

E-mail: sales@eaglerise.com

Website : <https://lighting.eaglerise.com>



EAGLERISE



Manual